


DEGSON 是专业工业连接器制造商，能为客户提供定制化的解决方案。
 DEGSON is a professional industrial connector manufacturer that offers customized solutions to customers.

DEGSON 接线端子



宁波高松电子有限公司
 ISO9001 ISO14001 ISO80079-34

DEGSON 圆形连接器



宁波高松电子有限公司
 ISO9001 ISO14001 ISO80079-34

DEGSON 重载连接器



宁波高松电子有限公司
 ISO9001 ISO14001 ISO80079-34

DEGSON 充电连接器



宁波高松电子有限公司
 ISO9001 ISO14001 ISO80079-34

DEGSON 线束



宁波高松电子有限公司
 ISO9001 ISO14001 ISO80079-34

DEGSON 定制化产品



宁波高松电子有限公司
 ISO9001 ISO14001 ISO80079-34

DEGSON
 宁波高松电子有限公司
 DEGSON ELECTRONICS CO.,LTD.

地址：No.1585, Xiaolin Road, Cixi, Ningbo China 电话：+86-574-63504333
 邮编：315321 传真：+86-574-63512345
 网址：www.degson.com 邮箱：sale@degson.com


The catalog is only for reference, and the detail data must be based on our company's specification!



HDC 19-CE01



重载连接器



DEGSON ELECTRONICS CO.,LTD.
 ISO9001 ISO14001 ISO80079-34

IRIS, RoHS, CE, ENEC, RoHS REACH



公司简介

DEGSON高松(高正)电子有限公司创建于1990年,是一家高新技术企业,是亚洲最大接线端子和工业电气连接领域专业制造商之一,是亚洲首家拥有美国UL和德国VDE认可专业实验室的企业。产品通过了:UL, CE, RoHS REACH 等认证。公司通过了ISO9001、ISO14001、ISO80079-34和ISO/TS22163管理体系认证。

DEGSON产品畅销中国、德国、英国、意大利、西班牙、波兰、俄罗斯、印度、土耳其、巴西、美国、日本、韩国、南非等 70 多个国家和地区,为全球工业自动化、仪器仪表、电梯、电力电气、轨道交通、新能源、照明、通讯、电源、安防、船舶等行业,提供优良的产品和服务。

DEGSON在全球建立了完善的销售网络,在德国和上海建立了营销中心,29年来DEGSON以务实诚信、责任创新、和谐发展、规则共赢的企业精神,更好地为客户提供更快捷、全面、专业的本地化服务。

Brief Introduction

Founded in 1990, DEGSON Electronics Co., Ltd. is one of the largest manufacturers of terminal blocks and industrial electrical connection products in Asia. As a high-tech enterprise, DEGSON owns the first UL and VDE authorized laboratory in Asia. DEGSON products have been approved by: UL, CE, RoHS REACH. The company has been granted ISO9001, ISO14001, ISO80079-34 and IRIS management system certificates.

DEGSON products are very popular in China, Germany, UK, Italy, Spain, Poland, Russia, India, Turkey, Brazil, USA, Japan, Korea, South Africa, etc. totally more than 70 countries and areas. DEGSON provides excellent products and service for the customers all over the world, especially in Industrial Automation, Instrument, Elevator, Electric Power, Rail Transport, New Energy, Lighting, Telecommunication, Power Supply, Security, Ship-building and so on.

DEGSON fulfills the sales network all over the world and sets up marketing centers in Germany and Shanghai, China. Pragmatic, Sincerity, Responsibility, Innovation, Harmonious Development, Rule and Win-win. In accordance with these spirits of enterprise for 29 years, DEGSON will keep providing more speedy, comprehensive and professional local service to our customers.




亚洲首家同时拥有美国UL、德国VDE认可的实验室 First Lab. authorized by UL&VDE in Asia

UL、VDE技术拜访 Visiting UL,VDE



① UL能源与科技全球事业部总经理来访我司

① The general manager of UL global energy & technology division visit our company



② 我司总经理到VDE拜访,受到VDE机构的热烈欢迎

② Visiting VDE, VDE office gave a warm welcome to our general manager Mr.Ding.



③ VDE实验室认可:2010年7月VDE正式向DEGSON颁发了“VDE认可实验室”证书。
UL实验室认可:2013年3月UL正式向DEGSON颁发“UL WTDP”证书。

2016年4月,UL颁发了CDTP实验室认可证书。
2016年12月,VDE颁发了TDAP实验室认可证书。
2017年1月,IRIS体系审核通过。

③ VDE Laboratory Accreditation: In July 2010, VDE Issued the "VDE Authorized Laboratory" Certificate to DEGSON's laboratory.
UL laboratory accreditation: UL formally issued "UL WTDP" certification to DEGSON in March 2013.
On April, 2016, UL-CTDP.
On December, 2016, VDE-TDAP.
On January, 2017, Pass IRIS system audit.



ISO9001



ISO14001



ISO22163



UL CTDP 实验室证书
UL - CTDP




VDE TDAP 实验室证书
VDE - TDAP



EX 证书
EX certificate




UL 证书号:E228872 1400种规格
UL File NO.:E228872 1400 items




165 VDE 证书 1000种规格
165 VDE certificates for 1000 items



TUV 证书
TUV certificate



EAC 证书
EAC certificate



CE 证书
CE certificate



中国发明专利证书
Chinese invention patent

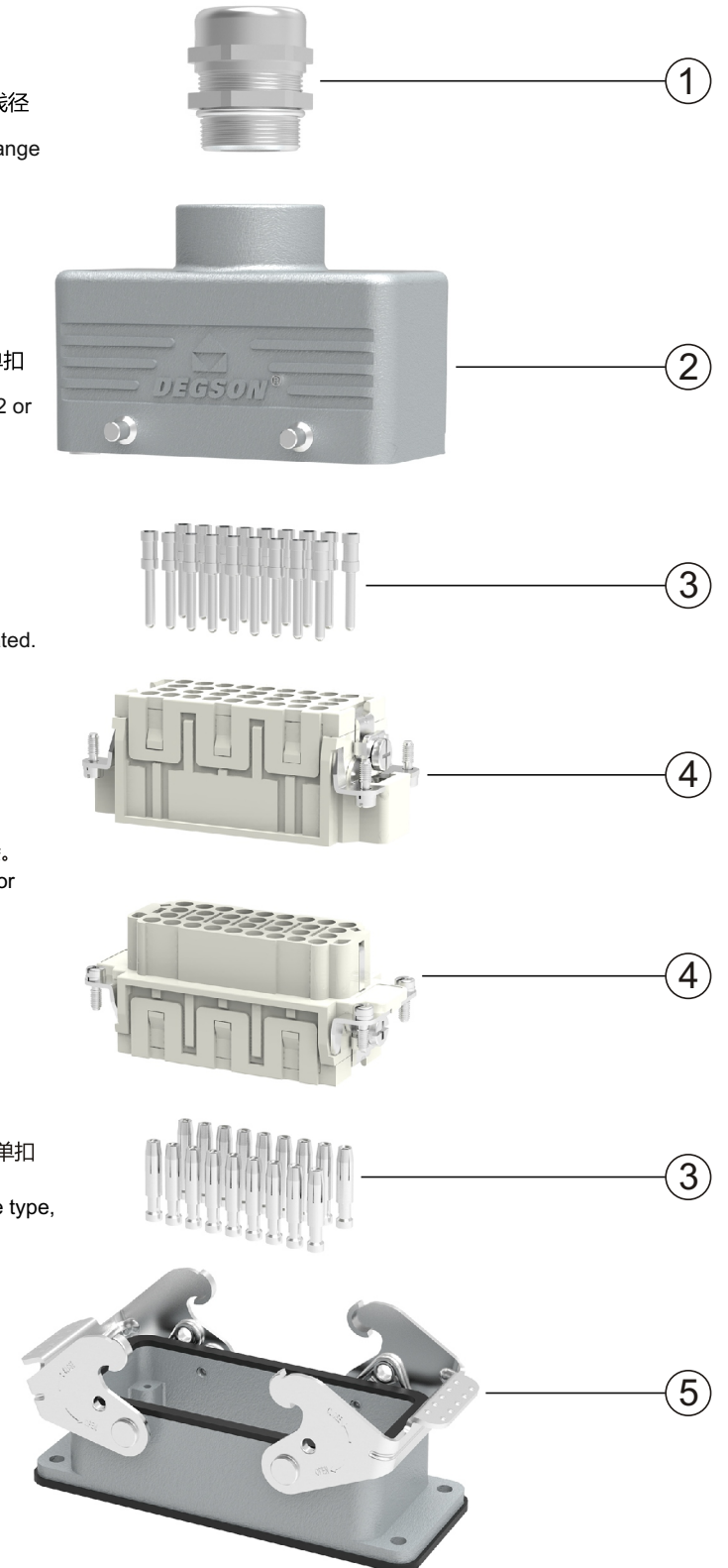
目 录

CONTENTS

- ◆ 接插件安装示意图 Assembly details.....01
- ◆ 选型指南 How to order.....02
- ◆ 用外壳保护连接器 Housings connector insert protection.....03
- ◆ 插体 Inserts
 - DA Series04-05
 - DD Series06-07
 - DDD Series08
 - DE Series09-10
 - DEE Series11
 - DSB Series12
 - DK Series.....13-17
 - DQ Series.....18-20
- ◆ 模块框架 Modular fixing frame
 - DF Modular21
 - DM Series21-22
- ◆ 外壳 Hoods & Housings
 - D3A Series.....24
 - D10A Series.....25
 - D16A Series.....25
 - D32A Series.....26
 - D6B Series.....27
 - D10B Series.....28-30
 - D16B Series.....31-33
 - D24B Series.....34-36
 - D32B Series.....37
 - D48B Series.....38
- ◆ 常用组合套件 Set general introduction
 - Set general introduction.....39-43
- ◆ 附件部分 Accessory
 - Hoods & Housings Specifications44-45
 - Crimp contacts&tools.....46
 - Cable glands.....47-48
 - Housings mounting dimensions.....49

接插件安装示意图 Assembly details

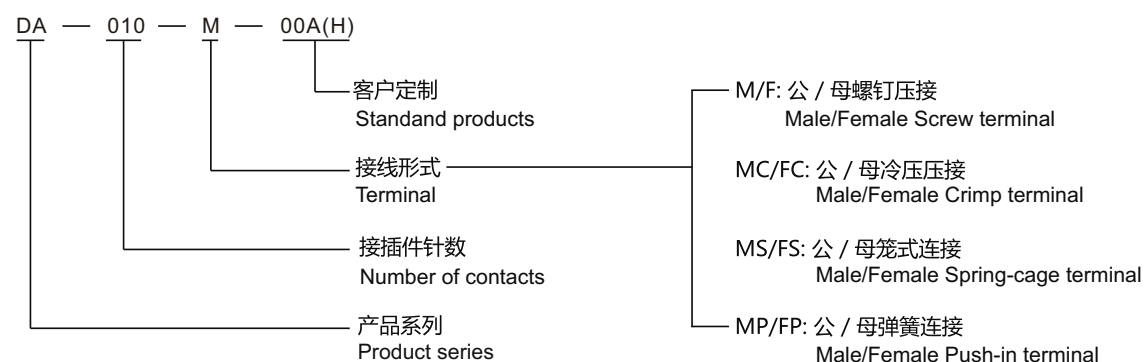
- ① 电缆接头/Cable gland:
有M制与PG制螺纹区分，选择时需看电缆或连接导线线径大小情况而定。
M type thread or PG type thread ,depending on wire range of cables or conductors.
 - ② 防护外壳上座/Hoods:
有标准结构或高结构，顶部或侧面出线，2耳或4耳，单扣或双扣形式。
Standard or high construction, top or side cable entry,2 or 4 locking point,1 or 2 locking levers.
 - ③ 公插针&母插针/Male contact & Female contact:
材料通常为铜合金，表面通常为镀银，也可选择镀金。
Normal material is copper alloy,silver plated or gold plated.
 - ④ 公插体&母插体/Male insert & Female insert:
连接方式有螺钉压接，冷压压接，笼式连接，弹簧连接。
Male insert with screw connection or crimp connection or cage-clamp connection or push-in connection.
 - ⑤ 防护外壳底座/Housing:
有开孔安装，表面安装及电缆对接：底座上锁扣方式有单扣或双扣及2耳、4耳的区分。
Bulkhead mounting,surface mounting or cable to cable type, with 1 or 2 locking levers and 2 or 4 locking points.
- 其他附件/Accessories:
保护盖、编码销、工具。
protection covers/code and guide pins for coding/tools



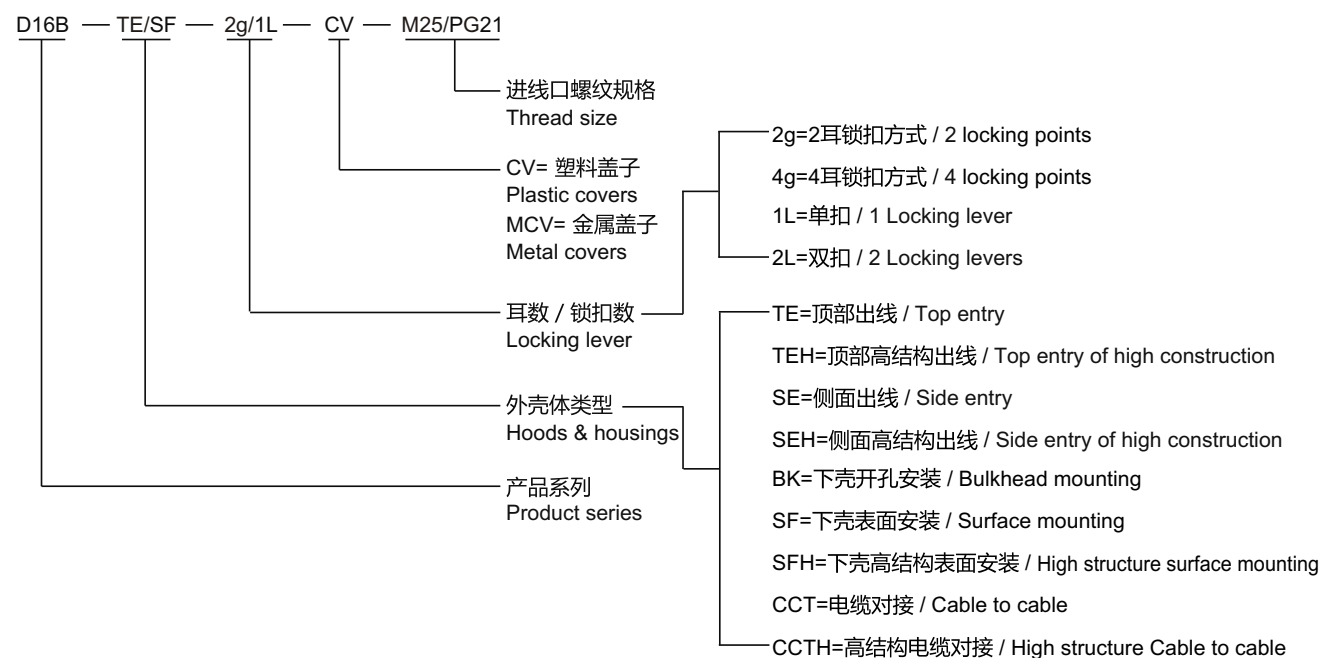
选型指南 How to order

在选择接插件时, 需确认	When selecting heavy duty connector, we need to choose as follow
1.接插件针数	1.Number of contacts
2.工作电流	2.Rated current
3.工作电压	3.Rated voltage
4.接线形式	4.Terminal
5.导线规格	5.Wire gauge
6.电缆参数	6.Cable parameter
7.壳体类型	7.Hoods/housing type

接插体型号说明 Inserts explanation



防护外壳型号说明 Type of hoods and housings



用外壳保护连接器 Housings connector insert protection


连接器上的外壳和联锁扣保护了自身的针位置免受外部机械损伤, 比如冲击、异物、灰尘、无意的接触、湿气、水或洗涤剂、冷却液、油等其它立方体的浸入。外壳所能提供的防护等级是由 IEC60529 或 DIN EN60529 标准确定的, 这些标准中包含了各种保护等级的划分情况。下图是保护等级一览表。按如下方式进行说明:

The connector's housing, sealing and locking mechanism protect the connection from external influences such as mechanical shocks, foreign bodies, humidity, dust, water or other fluids such as cleansing and cooling agents, oils, etc. The degree of protection the housing offers is explained in the IEC60529, DIN EN60529, standards that categorize enclosures according to foreign body and water protection.

字母代号 Code letters (Intenational protection) 第一个数字 First Index Figure (防固体异物保护 Foreign bodies protection) 第二个数字 Second Index Figure (防水保护 Water protection)

数字 Index figure	保护范围 Index figure	数字 Index figure	保护范围 Index figure
0	无安全防护 No protection 	0	无防水保护 No protection against water
1	防大件异物保护 Protection against large foreign bodies 	1	防滴水保护 Drip-proof
2	防中等大小异物保护 Protection against medium sized foreign bodies 	2	防倾斜滴水保护 Drip-proof
3	防小件异物保护 Protection against small solid foreign bodies 	3	防河水保护 Spray-proof
4	防颗粒状异物保护 Protection against grain-shaped foreign bodies 	4	防喷水保护 Splash-proof
5	防灰尘沉积保护 Protection against injurious deposits of dust 	5	防射水保护 Hose-proof
6	防灰尘进入保护 Protection against ingress of dust 	6	超强防水保护 Strong hose-proof
		7	防浸水保护 Protection against immersion
		8	防潜水保护 Protection against water pressure tight

DA Series

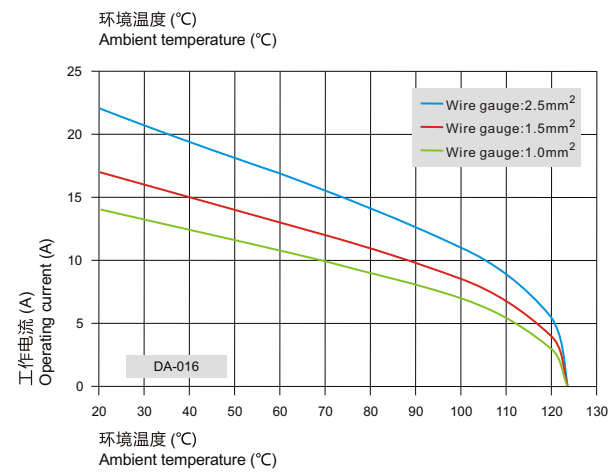
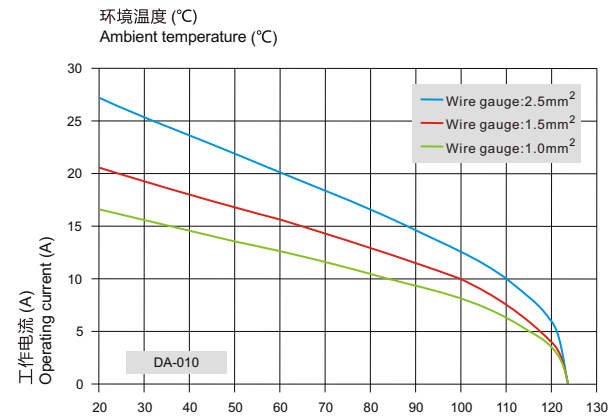
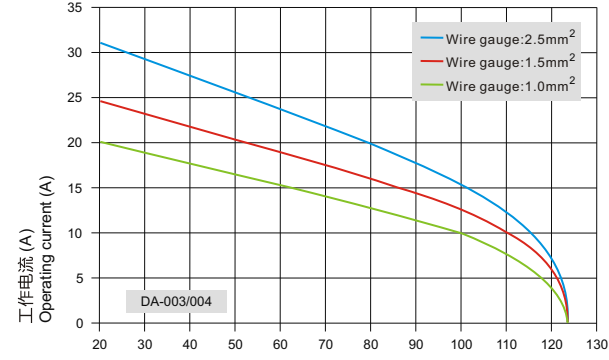


技术参数 Technical characteristics	
规范 Specifications	DIN EN 60 664 DIN EN 61 984
插芯 Inserts	
接插件针数 Number of contacts	3,4,10,16,32(2X16)+PE
DA-003/004	
• 额定电流 Rated current	10A
• 相对地额定电压 Rated voltage conductor-ground	230V
• 相间额定电压 Rated voltage conductor-conductor	400V
• 额定脉冲电压 Rated impulse voltage	4KV
• 污染程度 Pollution degree	3
• 或 or	10A 250V 4KV 3
DA-010/016	
• 额定电流 Rated current	16A
• 额定电压 Rated voltage	250V
• 额定脉冲电压 Rated impulse voltage	4KV
• 污染程度 Pollution degree	3
• 污染等级2时的参数 Pollution degree 2 also	16A 230/400V 4KV 2
依据UL/CSA额定电压 Rated voltage acc.to UL CSA	600V
绝缘电阻 Insulation resistance	$\geq 10^{10} \Omega$
材料 Material	聚碳酸酯 Polycarbonate
工作温度范围 Limiting temperatures	-40 °C ~+125 °C
依据UL94阻燃等级 Flammability acc.to UL94	V0
可拔插次数 Mechanical working life-mating cycles	≥ 500
插针 Contacts	
材料 Material	铜合金 Copper alloy
表面处理 Surface	镀金 Hard-gold plated 镀银 Hard-silver plated
接触电阻 Contact resistance	$\leq 1m \Omega$
螺钉连接 Screw terminal	
• 导线规格 Wire gauge	1-2.5mm ²
• AWG	18-14
• 拧紧力矩 Tightening torque	0.25Nm(DA-003/004) or 0.5Nm(DA-010/016)
冷压连接 Crimp terminal	
• 导线规格 Wire gauge	0.14-4mm ²
• AWG	26-12
弹片连接 Cage-clamp	
• 导线规格 Wire gauge	0.14-2.5mm ²
• AWG	26-14

电流负载能力 Current carrying capacity

电流负载能力所受的限制主要来自包含接插针的接插体可承受的最大温度。
The current carrying is limited by maximum temperature of materials for Inserts and contacts including terminals.


测试和控制过程依据DIN EN 60512-5,
Measuring and testing techniques according to DIN EN 60512-5.



DA Series

 DA-003-M	 DA-003-F	Terminal: Screw terminal Rated current: 10A Rated voltage: 250V Wire gauge: 1.0~2.5mm ² AWG: 18-14 Poles: 3P+PE Matching: D3A-Hoods&Housings	 DA-003-MS	 DA-003-FS	Terminal: Spring-cage Rated current: 10A Rated voltage: 250V Wire gauge: 0.14~2.5mm ² AWG: 26-14 Poles: 3P+PE Matching: D3A-Hoods&Housings
 DA-004-M	 DA-004-F	Terminal: Screw terminal Rated current: 10A Rated voltage: 250V Wire gauge: 1.0~2.5mm ² AWG: 18-14 Poles: 4P+PE Matching: D3A-Hoods&Housings	 DA-004-MS	 DA-004-FS	Terminal: Spring-cage Rated current: 10A Rated voltage: 250V Wire gauge: 0.14~2.5mm ² AWG: 26-14 Poles: 4P+PE Matching: D3A-Hoods&Housings
 DA-010-M	 DA-010-F	Terminal: Screw terminal Rated current: 16A Rated voltage: 250V Wire gauge: 1.0~2.5mm ² AWG: 18-14 Poles: 10P+PE Matching: D10A-Hoods&Housings	 DA-010-MC	 DA-010-FC	Terminal: Crimp terminal Rated current: 16A Rated voltage: 250V Wire gauge: 0.14~4.0mm ² AWG: 26-12 Poles: 10P+PE Matching: D10A-Hoods&Housings
 DA-016-M	 DA-016-F	Terminal: Screw terminal Rated current: 16A Rated voltage: 250V Wire gauge: 1.0~2.5mm ² AWG: 18-14 Poles: 16P+PE Matching: D16A-Hoods&Housings	 DA-016-MC	 DA-016-FC	Terminal: Crimp terminal Rated current: 16A Rated voltage: 250V Wire gauge: 0.14~4.0mm ² AWG: 26-12 Poles: 16P+PE Matching: D16A-Hoods&Housings
 DA-016-M	 DA-032-M (17-32)	Terminal: Screw terminal Rated current: 16A Rated voltage: 250V Wire gauge: 1.0~2.5mm ² AWG: 18-14 Poles: 32P+PE Matching: D32A-Hoods&Housings	 DA-016-MC	 DA-032-MC (17-32)	Terminal: Crimp terminal Rated current: 16A Rated voltage: 250V Wire gauge: 0.14~4.0mm ² AWG: 26-12 Poles: 32P+PE Matching: D32A-Hoods&Housings

DD - Series

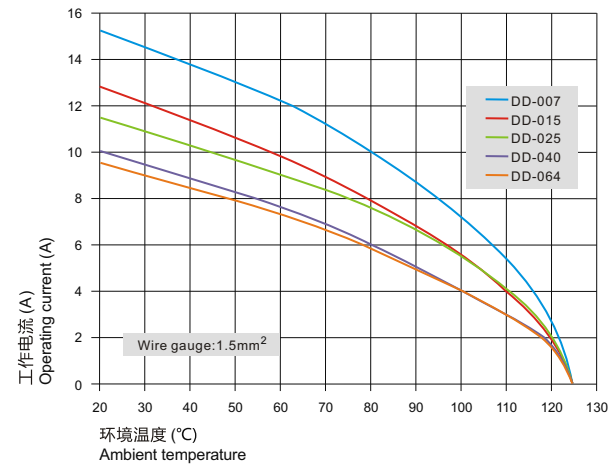
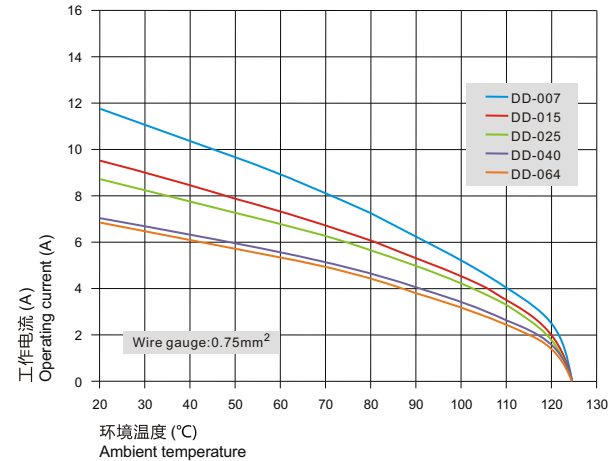


技术参数 Technical characteristics	
规范 Specifications	DIN EN 60 664 DIN EN 61 984
插芯 Inserts	
依据EN 61 984的额定电压 Electrical data acc.To EN 61 984	
接插件针数 Number of contacts	7,15,25,40,50(25X2),64,80(40X2),128(64X2)+PE
• 额定电流 Rated current	10A
• 额定电压 Rated voltage	250V
• 额定脉冲电压 Rated impulse voltage	4KV
• 污染程度 Pollution degree	3
• 污染等级2时的参数 Pollution degree 2 also	10A 230/400V 4KV 2
依据UL/CSA额定电压 Rated voltage acc.to UL CSA	600V
DD-008	
• 额定电流 Rated current	10A
• 额定电压 Rated voltage	-50V/-120V
• 额定脉冲电压 Rated impulse voltage	0.8KV
• 污染程度 Pollution degree	3
• 依据UL/CSA额定电压 Rated voltage acc.to UL CSA	50V
• 额定电压(直流电压) Rated voltage (DC voltage)	120V
绝缘电阻 Insulation resistance	$\geq 10^{10} \Omega$
材料 Material	聚碳酸酯 Polycarbonate
工作温度范围 Limiting temperatures	-40 °C ~+125 °C
依据UL94阻燃等级 Flammability acc.to UL94	V0
可拔插次数 Mechanical working life-mating cycles	≥ 500
插针 Contacts	
材料 Material	铜合金 Copper alloy
表面处理 Surface	镀金 Hard-gold plated 镀银 Hard-silver plated
接触电阻 Contact resistance	$\leq 3m \Omega$
冷压连接 Crimp terminal	
• 导线规格 Wire gauge	0.14-2.5mm ²
• AWG	26-14

电流负载能力 Current carrying capacity

电流负载能力所受的限制主要来自包含接插针的接插体可承受的最大温度。
The current carrying is limited by maximum temperature of materials for Inserts and contacts including terminals.


测试和控制过程依据DIN EN 60512-5,
Measuring and testing techniques according to DIN EN 60512-5.



DD - Series

<p>DD-007-MC DD-007-FC</p>	<p>Terminal: Crimp terminal</p> <p>Rated current: 10A</p> <p>Rated voltage: 250V</p> <p>Wire gauge: 0.14~2.5mm²</p> <p>AWG: 26-14</p> <p>Poles: 7P+PE</p> <p>Matching: D3A-Hoods&Housings</p>	<p>DD-008-MC DD-008-FC</p>	<p>Terminal: Crimp terminal</p> <p>Rated current: 10A</p> <p>Rated voltage: -120V/~50V</p> <p>Wire gauge: 0.14~2.5mm²</p> <p>AWG: 26-14</p> <p>Poles: 8P</p> <p>Matching: D3A-Hoods&Housings</p>
<p>DD-015-MC DD-015-FC</p>	<p>Terminal: Crimp terminal</p> <p>Rated current: 10A</p> <p>Rated voltage: 250V</p> <p>Wire gauge: 0.14~2.5mm²</p> <p>AWG: 26-14</p> <p>Poles: 15P+PE</p> <p>Matching: D10A-Hoods&Housings</p>	<p>DD-025-MC DD-025-FC</p>	<p>Terminal: Crimp terminal</p> <p>Rated current: 10A</p> <p>Rated voltage: 250V</p> <p>Wire gauge: 0.14~2.5mm²</p> <p>AWG: 26-14</p> <p>Poles: 25P+PE</p> <p>Matching: D16A-Hoods&Housings</p>
<p>DD-040-MC DD-040-FC</p>	<p>Terminal: Crimp terminal</p> <p>Rated current: 10A</p> <p>Rated voltage: 250V</p> <p>Wire gauge: 0.14~2.5mm²</p> <p>AWG: 26-14</p> <p>Poles: 40P+PE</p> <p>Matching: D16B-Hoods&Housings</p>	<p>DD-050-MC (2X25) DD-050-FC (2X25)</p>	<p>Terminal: Crimp terminal</p> <p>Rated current: 10A</p> <p>Rated voltage: 250V</p> <p>Wire gauge: 0.14~2.5mm²</p> <p>AWG: 26-14</p> <p>Poles: 50P+PE</p> <p>Matching: D32A-Hoods&Housings</p>
<p>DD-064-MC DD-064-FC</p>	<p>Terminal: Crimp terminal</p> <p>Rated current: 10A</p> <p>Rated voltage: 250V</p> <p>Wire gauge: 0.14~2.5mm²</p> <p>AWG: 26-14</p> <p>Poles: 64P+PE</p> <p>Matching: D24B-Hoods&Housings</p>	<p>DD-080-MC (2X40) DD-080-FC (2X40)</p>	<p>Terminal: Crimp terminal</p> <p>Rated current: 10A</p> <p>Rated voltage: 250V</p> <p>Wire gauge: 0.14~2.5mm²</p> <p>AWG: 26-14</p> <p>Poles: 80P+PE</p> <p>Matching: D32B-Hoods&Housings</p>
<p>DD-128-MC (2X64) DD-128-FC (2X64)</p>	<p>Terminal: Crimp terminal</p> <p>Rated current: 10A</p> <p>Rated voltage: 250V</p> <p>Wire gauge: 0.14~2.5mm²</p> <p>AWG: 26-14</p> <p>Poles: 128P+PE</p> <p>Matching: D48B-Hoods&Housings</p>		

DDD Series

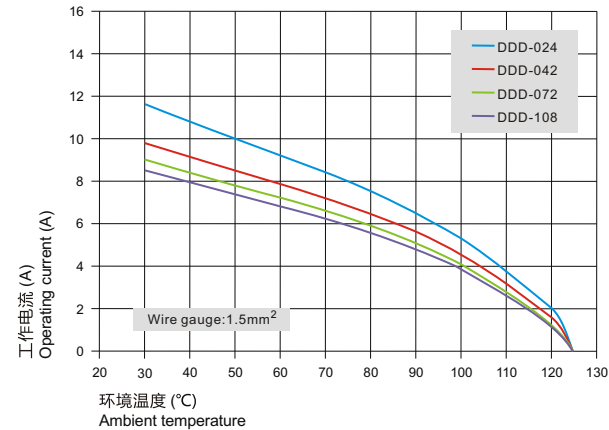
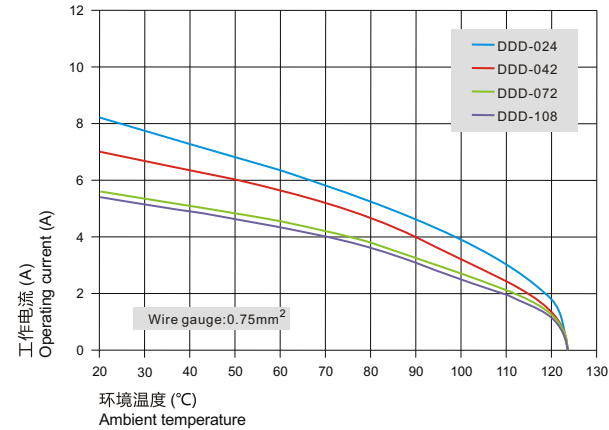


技术参数 Technical characteristics	
规范 Specifications	DIN EN 60 664 DIN EN 61 984
插芯 Inserts	
依据EN 61 984的额定电压 Electrical data acc.to EN 61 984	
接插件针数 Number of contacts	24,42,72,108,144(72X2),216(108X2)+PE
• 额定电流 Rated current	10A
• 额定电压 Rated voltage	250V
• 额定脉冲电压 Rated impulse voltage	4KV
• 污染程度 Pollution degree	3
• 污染等级2时的参数 Pollution degree 2 also	10A 230/400V 4KV 2
依据UL/CSA额定电压 Rated voltage acc.to UL CSA	600V
绝缘电阻 Insulation resistance	$\geq 10^{10} \Omega$
材料 Material	聚碳酸酯 Polycarbonate
工作温度范围 Limiting temperatures	-40 °C ~+125 °C
依据UL94阻燃等级 Flammability acc.to UL94	V0
可拔插次数 Mechanical working life-mating cycles	≥ 500
插针 Contacts	
材料 Material	铜合金 Copper alloy
表面处理 Surface	镀金 Hard-gold plated 镀银 Hard-silver plated
接触电阻 Contact resistance	$\leq 3m \Omega$
冷压连接 Crimp terminal	
• 导线规格 Wire gauge	0.14-2.5mm ²
• AWG	26-14


电流负载能力 Current carrying capacity

电流负载能力所受的限制主要来自包含接插针的接插体可承受的最大温度。
The current carrying is limited by maximum temperature of materials for Inserts and contacts including terminals.

测试和控制过程依据DIN EN 60512-5,
Measuring and testing techniques according to DIN EN 60512-5.



DE Series

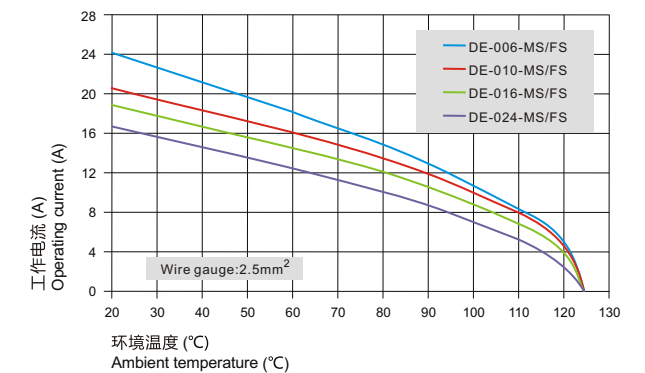
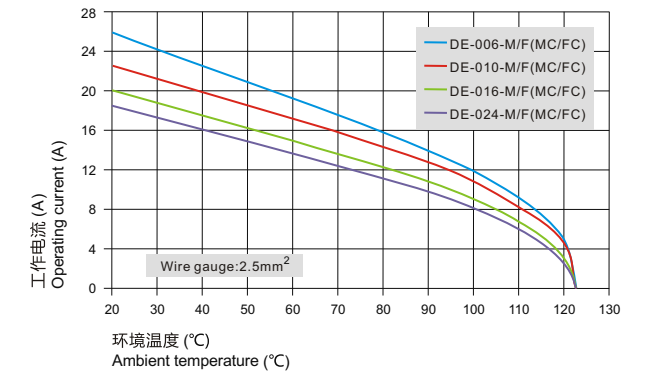


技术参数 Technical characteristics	
规范 Specifications	DIN EN 60 664 DIN EN 61 984
插芯 Inserts	
依据EN 61 984的额定电压 Electrical data acc.to EN 61 984	
接插件针数 Number of contacts	6,10,16,24,32(2X16),48(2X24)+PE
• 额定电流 Rated current	16A
• 额定电压 Rated voltage	500V
• 额定脉冲电压 Rated impulse voltage	6KV
• 污染程度 Pollution degree	3
• 污染等级2时的参数 Pollution degree 2 also	16A 400/690V 6KV 2
依据UL/CSA额定电压 Rated voltage acc.to UL CSA	600V
绝缘电阻 Insulation resistance	$\geq 10^{10} \Omega$
材料 Material	聚碳酸酯 Polycarbonate
工作温度范围 Limiting temperatures	-40 °C ~+125 °C
依据UL94阻燃等级 Flammability acc.to UL94	V0
可拔插次数 Mechanical working life-mating cycles	≥ 500
插针 Contacts	
材料 Material	铜合金 Copper alloy
表面处理 Surface	镀金 Hard-gold plated 镀银 Hard-silver plated
接触电阻 Contact resistance	$\leq 1m \Omega$
螺钉连接 Screw terminal	
• 导线规格 Wire gauge	0.14-2.5mm ²
• AWG	26-14
• 拧紧力矩 Tightening torque	0.5Nm
• 剥线长度 Stripping length	7mm
冷压连接 Crimp terminal	
• 导线规格 Wire gauge	0.14-4mm ²
• AWG	26-12
• 剥线长度 Stripping length	7.5mm
弹片连接 Cage-clamp	
• 导线规格 Wire gauge	0.14-2.5mm ²
• AWG	26-14
• 剥线长度 Stripping length	7-9mm

电流负载能力 Current carrying capacity

电流负载能力所受的限制主要来自包含接插针的接插体可承受的最大温度。
The current carrying is limited by maximum temperature of materials for Inserts and contacts including terminals.

测试和控制过程依据DIN EN 60512-5,
Measuring and testing techniques according to DIN EN 60512-5.



<p>DDD-024-MC DDD-024-FC</p>	<p>Terminal: Crimp terminal</p> <p>Rated current: 10A Rated voltage: 250V Wire gauge: 0.14~2.5mm² AWG: 26-14 Poles: 24P+PE Matching: D6B-Hoods&Housings</p>
<p>DDD-072-MC DDD-072-FC</p>	<p>Terminal: Crimp terminal</p> <p>Rated current: 10A Rated voltage: 250V Wire gauge: 0.14~2.5mm² AWG: 26-14 Poles: 72P+PE Matching: D16B-Hoods&Housings</p>
<p>DDD-108-MC DDD-108-FC DDD-144-MC DDD-144-FC (73-144)</p>	<p>Terminal: Crimp terminal</p> <p>Rated current: 10A Rated voltage: 250V Wire gauge: 0.14~2.5mm² AWG: 26-14 Poles: 144P+PE Matching: D32B-Hoods&Housings</p>

<p>DDD-042-MC DDD-042-FC</p>	<p>Terminal: Crimp terminal</p> <p>Rated current: 10A Rated voltage: 250V Wire gauge: 0.14~2.5mm² AWG: 26-14 Poles: 42P+PE Matching: D10B-Hoods&Housings</p>
<p>DDD-108-MC DDD-108-FC</p>	<p>Terminal: Crimp terminal</p> <p>Rated current: 10A Rated voltage: 250V Wire gauge: 0.14~2.5mm² AWG: 26-14 Poles: 108P+PE Matching: D24B-Hoods&Housings</p>
<p>DDD-108-MC DDD-108-FC DDD-216-MC DDD-216-FC (109-216)</p>	<p>Terminal: Crimp terminal</p> <p>Rated current: 10A Rated voltage: 250V Wire gauge: 0.14~2.5mm² AWG: 26-14 Poles: 216P+PE Matching: D48B-Hoods&Housings</p>


<p>DE-006-M DE-006-F</p>	<p>Terminal: Screw terminal</p> <p>Rated current: 16A Rated voltage: 500V Wire gauge: 1.0~2.5mm² AWG: 18-14 Poles: 6P+PE Matching: D6B-Hoods&Housings</p>
<p>DE-006-MC DE-006-FC</p>	<p>Terminal: Crimp terminal</p> <p>Rated current: 16A Rated voltage: 500V Wire gauge: 0.14~4.0mm² AWG: 26-12 Poles: 6P+PE Matching: D6B-Hoods&Housings</p>

<p>DE-010-M DE-010-F</p>	<p>Terminal: Screw terminal</p> <p>Rated current: 16A Rated voltage: 500V Wire gauge: 1.0~2.5mm² AWG: 18-14 Poles: 10P+PE Matching: D10B-Hoods&Housings</p>
<p>DE-010-MC DE-010-FC</p>	<p>Terminal: Crimp terminal</p> <p>Rated current: 16A Rated voltage: 500V Wire gauge: 0.14~4.0mm² AWG: 26-12 Poles: 10P+PE Matching: D10B-Hoods&Housings</p>

DE Series

<p>DE-006-MS DE-006-FS</p>	<p>Terminal: Spring-cage</p> <p>Rated current: 16A Rated voltage: 500V Wire gauge: 0.14~2.5mm² AWG: 26-14 Poles: 6P+PE Matching: D6B-Hoods&Housings</p>	<p>DE-010-MS DE-010-FS</p>	<p>Terminal: Spring-cage</p> <p>Rated current: 16A Rated voltage: 500V Wire gauge: 0.14~2.5mm² AWG: 26-14 Poles: 10P+PE Matching: D10B-Hoods&Housings</p>
<p>DE-016-M DE-016-F</p>	<p>Terminal: Screw terminal</p> <p>Rated current: 16A Rated voltage: 500V Wire gauge: 1.0~2.5mm² AWG: 18-14 Poles: 16P+PE Matching: D16B-Hoods&Housings</p>	<p>DE-024-M DE-024-F</p>	<p>Terminal: Screw terminal</p> <p>Rated current: 16A Rated voltage: 500V Wire gauge: 1.0~2.5mm² AWG: 18-14 Poles: 24P+PE Matching: D24B-Hoods&Housings</p>
<p>DE-016-MC DE-016-FC</p>	<p>Terminal: Crimp terminal</p> <p>Rated current: 16A Rated voltage: 500V Wire gauge: 0.14~4.0mm² AWG: 26-12 Poles: 16P+PE Matching: D16B-Hoods&Housings</p>	<p>DE-024-MC DE-024-FC</p>	<p>Terminal: Crimp terminal</p> <p>Rated current: 16A Rated voltage: 500V Wire gauge: 0.14~4.0mm² AWG: 26-12 Poles: 24P+PE Matching: D24B-Hoods&Housings</p>
<p>DE-016-MS DE-016-FS</p>	<p>Terminal: Spring-cage</p> <p>Rated current: 16A Rated voltage: 500V Wire gauge: 0.14~2.5mm² AWG: 26-14 Poles: 16P+PE Matching: D16B-Hoods&Housings</p>	<p>DE-024-MS DE-024-FS</p>	<p>Terminal: Spring-cage</p> <p>Rated current: 16A Rated voltage: 500V Wire gauge: 0.14~2.5mm² AWG: 26-14 Poles: 24P+PE Matching: D24B-Hoods&Housings</p>
<p>DE-016-M DE-032-M (17-32)</p>	<p>Terminal: Screw terminal</p> <p>Rated current: 16A Rated voltage: 500V Wire gauge: 1.0~2.5mm² AWG: 18-14 Poles: 32P+PE Matching: D32B-Hoods&Housings</p>	<p>DE-024-M DE-048-M (25-48)</p>	<p>Terminal: Screw terminal</p> <p>Rated current: 16A Rated voltage: 500V Wire gauge: 1.0~2.5mm² AWG: 18-14 Poles: 48P+PE Matching: D48B-Hoods&Housings</p>
<p>DE-016-MC DE-032-MC (17-32)</p>	<p>Terminal: Crimp terminal</p> <p>Rated current: 16A Rated voltage: 500V Wire gauge: 0.14~4.0mm² AWG: 26-12 Poles: 32P+PE Matching: D32B-Hoods&Housings</p>	<p>DE-024-MC DE-048-MC (25-48)</p>	<p>Terminal: Crimp terminal</p> <p>Rated current: 16A Rated voltage: 500V Wire gauge: 0.14~4.0mm² AWG: 26-12 Poles: 48P+PE Matching: D48B-Hoods&Housings</p>
<p>DE-016-MS DE-032-MS (17-32)</p>	<p>Terminal: Spring-cage</p> <p>Rated current: 16A Rated voltage: 500V Wire gauge: 0.14~2.5mm² AWG: 26-14 Poles: 32P+PE Matching: D32B-Hoods&Housings</p>	<p>DE-024-MS DE-048-MS (25-48)</p>	<p>Terminal: Spring-cage</p> <p>Rated current: 16A Rated voltage: 500V Wire gauge: 0.14~2.5mm² AWG: 26-14 Poles: 48P+PE Matching: D48B-Hoods&Housings</p>

DEE Series



技术参数 Technical characteristics

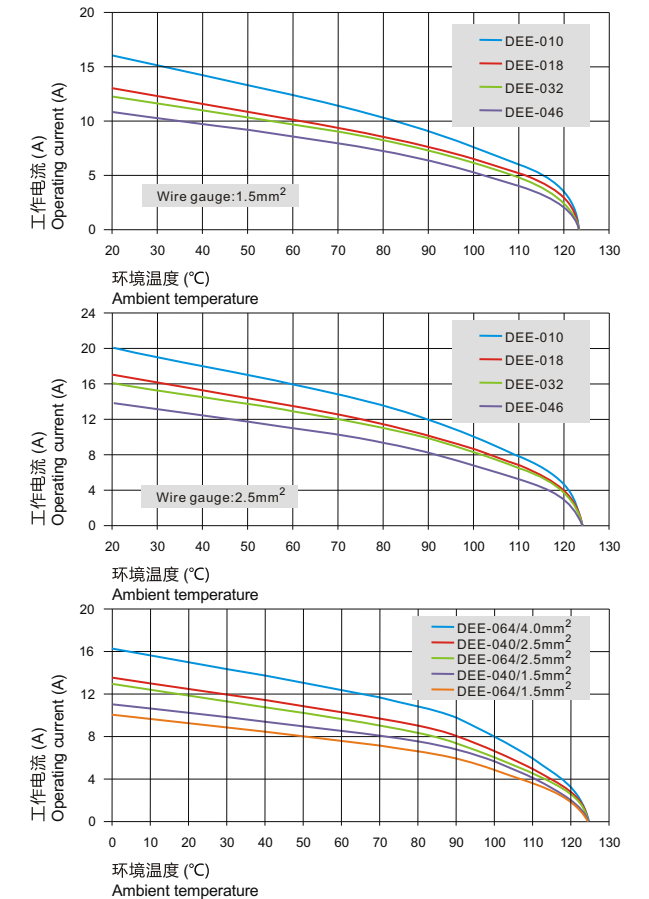
规范 Specifications	DIN EN 60 664 DIN EN 61 984
插芯 Inserts	
依据EN 61 984的额定电压 Electrical data acc.to EN 61 984	
接插件针数 Number of contacts	10,18,32,46,64(2X32),92(2X46)+PE
• 额定电流 Rated current	16A
• 额定电压 Rated voltage	500V
• 额定脉冲电压 Rated impulse voltage	6KV
• 污染程度 Pollution degree	3
• 污染等级2时的参数 Pollution degree 2 also	16A 830V 8KV 2
依据UL/CSA额定电压 Rated voltage acc.to UL CSA	600V
绝缘电阻 Insulation resistance	≥ 10 ¹⁰ Ω
材料 Material	聚碳酸酯 Polycarbonate
工作温度范围 Limiting temperatures	-40 °C ~+125 °C
依据UL94阻燃等级 Flammability acc.to UL94	V0
可拔插次数 Mechanical working life-mating cycles	≥ 500
插针 Contacts	
材料 Material	铜合金 Copper alloy
表面处理 Surface	镀金 Hard-gold plated 镀银 Hard-silver plated
接触电阻 Contact resistance	≤ 1m Ω
冷压连接 Crimp terminal	
• 导线规格 Wire gauge	0.14-4mm ²
• AWG	26-12
• 剥线长度 Stripping length	7.5mm

<p>DEE-010-MC DEE-010-FC</p>	<p>Terminal: Crimp terminal</p> <p>Rated current: 16A Rated voltage: 500V Wire gauge: 0.14~4.0mm² AWG: 26-12 Poles: 10P+PE Matching: D6B-Hoods&Housings</p>	<p>DEE-018-MC DEE-018-FC</p>	<p>Terminal: Crimp terminal</p> <p>Rated current: 16A Rated voltage: 500V Wire gauge: 0.14~4.0mm² AWG: 26-12 Poles: 18P+PE Matching: D10B-Hoods&Housings</p>
<p>DEE-032-MC DEE-032-FC</p>	<p>Terminal: Crimp terminal</p> <p>Rated current: 16A Rated voltage: 500V Wire gauge: 0.14~4.0mm² AWG: 26-12 Poles: 32P+PE Matching: D16B-Hoods&Housings</p>	<p>DEE-046-MC DEE-046-FC</p>	<p>Terminal: Crimp terminal</p> <p>Rated current: 16A Rated voltage: 500V Wire gauge: 0.14~4.0mm² AWG: 26-12 Poles: 46P+PE Matching: D24B-Hoods&Housings</p>
<p>DEE-032-MC DEE-064-MC (33-64)</p>	<p>Terminal: Crimp terminal</p> <p>Rated current: 16A Rated voltage: 500V Wire gauge: 0.14~4.0mm² AWG: 26-12 Poles: 64P+PE Matching: D32B-Hoods&Housings</p>	<p>DEE-046-MC DEE-092-MC (47-92)</p>	<p>Terminal: Crimp terminal</p> <p>Rated current: 16A Rated voltage: 500V Wire gauge: 0.14~4.0mm² AWG: 26-12 Poles: 92P+PE Matching: D48B-Hoods&Housings</p>


电流负载能力 Current carrying capacity

电流负载能力所受的限制主要来自包含接插针的接插体可承受的最大温度。The current carrying is limited by maximum temperature of materials for Inserts and contacts including terminals.

测试和控制过程依据DIN EN 60512-5, Measuring and testing techniques according to DIN EN 60512-5.



DSB ▪ Series


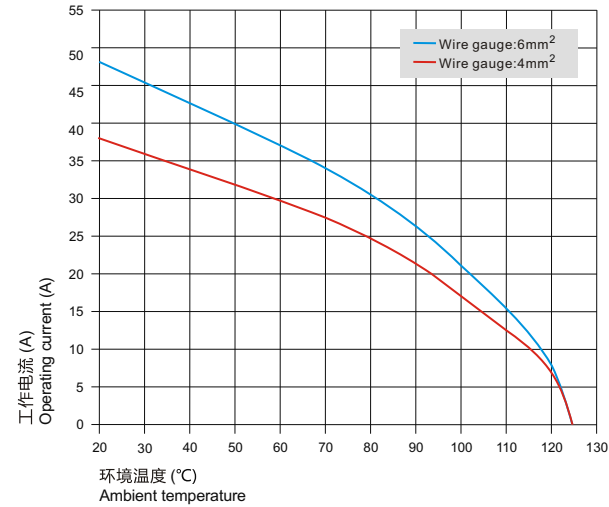


技术参数 Technical characteristics	
规范 Specifications	DIN EN 60 664 DIN EN 61 984
插芯 Inserts	
依据EN 61 984的额定电压 Electrical data acc.to EN 61 984	
接插件针数 Number of contacts	6,12+PE
• 额定电流 Rated current	35A
• 相对地额定电压 Rated voltage conductor-ground	400V
• 相间额定电压 Rated voltage conductor-conductor	690V
• 额定脉冲电压 Rated impulse voltage	6KV
• 污染程度 Pollution degree	3
• 或 or	35A 500V 6KV 3
依据UL/CSA额定电压 Rated voltage acc.to UL CSA	600V
绝缘电阻 Insulation resistance	$\geq 10^{10} \Omega$
材料 Material	聚碳酸酯 Polycarbonate
工作温度范围 Limiting temperatures	-40 °C ~+125 °C
依据UL94阻燃等级 Flammability acc.to UL94	V0
可拔插次数 Mechanical working life-mating cycles	≥ 500
插针 Contacts	
材料 Material	铜合金 Copper alloy
表面处理 Surface	镀银 Hard-silver plated
接触电阻 Contact resistance	$\leq 1m \Omega$
螺钉连接 Screw terminal	
• 导线规格 Wire gauge	1.5-6mm ²
• AWG	10
• 拧紧力矩 Tightening torque	1.2Nm


电流负载能力 Current carrying capacity

电流负载能力所受的限制主要来自包含接插针的接插体可承受的最大温度。
The current carrying is limited by maximum temperature of materials for Inserts and contacts including terminals.

测试和控制过程依据DIN EN 60512-5。
Measuring and testing techniques according to DIN EN 60512-5.




Terminal: Screw terminal	
Rated current: 35A	
Rated voltage: 500V	
Wire gauge: 6mm ²	
AWG: 10	
Poles: 6P+PE	
Matching: D16B-Hoods&Housings	



Terminal: Screw terminal	
Rated current: 35A	
Rated voltage: 500V	
Wire gauge: 6mm ²	
AWG: 10	
Poles: 12P+PE	
Matching: D32B-Hoods&Housings	

DK ▪ Series


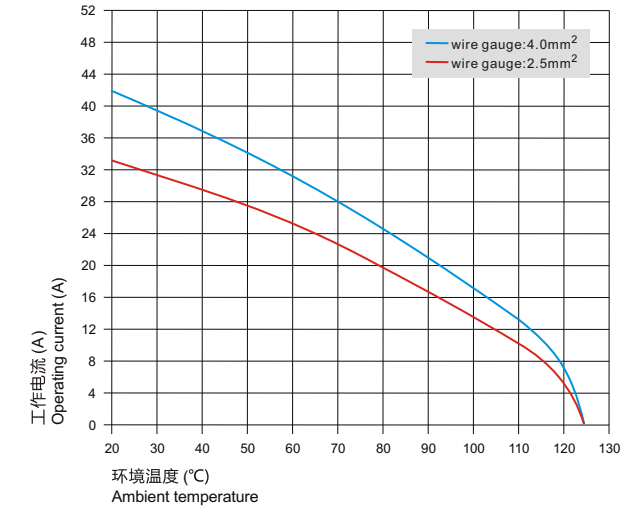


技术参数 Technical characteristics	
规范 Specifications	DIN EN 60 664 DIN EN 61 984
插芯 Inserts	
依据EN 61 984的额定电压 Electrical data acc.to EN 61 984	
接插件针数 Number of contacts	8/24+PE
电力区 Power area	
• 额定电流 Rated current	16A
• 额定电压 Rated voltage	400V
• 额定脉冲电压 Rated impulse voltage	6KV
• 污染程度 Pollution degree	3
• 污染等级2时的参数 Pollution degree 2 also	10A 250V 4KV 2
信号区 Signal area	
• 额定电流 Rated current	10A
• 额定电压 Rated voltage	250V
• 额定脉冲电压 Rated impulse voltage	4KV
• 污染程度 Pollution degree	3
依据UL/CSA额定电压 Rated voltage acc.to UL CSA	600/300V
绝缘电阻 Insulation resistance	$\geq 10^{10} \Omega$
材料 Material	聚碳酸酯 Polycarbonate
工作温度范围 Limiting temperatures	-40 °C ~+125 °C
依据UL94阻燃等级 Flammability acc.to UL94	V0
可拔插次数 Mechanical working life-mating cycles	≥ 500
插针 Contacts	
强电针 Power contacts	
材料 Material	铜合金 Copper alloy
表面处理 Surface	镀金 Hard-gold plated 镀银 Hard-silver plated
接触电阻 Contact resistance	$\leq 1m \Omega$
冷压连接 Crimp terminal	
• 导线规格 Wire gauge	0.5-4mm ²
• AWG	20-12
信号针 Signal contacts	
材料 Material	铜合金 Copper alloy
表面处理 Surface	镀金 Hard-gold plated 镀银 Hard-silver plated
接触电阻 Contact resistance	$\leq 3m \Omega$
冷压连接 Crimp terminal	
• 导线规格 Wire gauge	0.14-2.5mm ²
• AWG	26-14

电流负载能力 Current carrying capacity


电流负载能力所受的限制主要来自包含接插针的接插体可承受的最大温度。
The current carrying is limited by maximum temperature of materials for Inserts and contacts including terminals.

测试和控制过程依据DIN EN 60512-5。
Measuring and testing techniques according to DIN EN 60512-5.




Terminal: Crimp terminal	
Rated current: 16A/10A	
Rated voltage: 400V/250V	
Wire gauge: (0.5-4.0mm ²)/0.14-2.5mm ²	
AWG: (20-12)/26-14	
Poles: 8/24P+PE	
Matching: D10B-Hoods&Housings	

DK · Series



技术参数 Technical characteristics	
规范 Specifications	DIN EN 60 664 DIN EN 61 984
插芯 Inserts	
依据EN 61 984的额定电压 Electrical data acc.to EN 61 984	
接插件针数 Number of contacts	4/0+PE, 4/2+PE
电力区 Power area	
• 额定电流 Rated current	80A
• 额定电压 Rated voltage	690V
• 额定脉冲电压 Rated impulse voltage	8KV
• 污染程度 Pollution degree	3
• 污染等级2时的参数 Pollution degree 2 also	80A 1000V 8KV 2
信号区 Signal area	
• 额定电流 Rated current	16A
• 额定电压 Rated voltage	400V
• 额定脉冲电压 Rated impulse voltage	6KV
• 污染程度 Pollution degree	3
• 污染等级2时的参数 Pollution degree 2 also	16A 400/690V 6KV 2
依据UL/CSA额定电压 Rated voltage acc.to UL CSA	600/300V
绝缘电阻 Insulation resistance	$\geq 10^{10} \Omega$
材料 Material	聚碳酸酯 Polycarbonate
工作温度范围 Limiting temperatures	-40 °C ~+125 °C
依据UL94阻燃等级 Flammability acc.to UL94	V0
可拔插次数 Mechanical working life-mating cycles	≥ 500
插针 Contacts	
电力区 Power area	
材料 Material	铜合金 Copper alloy
表面处理 Surface	镀银 Hard-silver plated
接触电阻 Contact resistance	$\leq 0.3m \Omega$
螺钉连接 Screw terminal	
• 导线规格 Wire gauge	1.5-16mm ²
• AWG	16-6
• 拧紧力矩 Tightening torque	
• mm ²	1.5 2.5 4 6 10 16
• N.m	1.2 2 3 3 3 3
• 剥线长度 Stripping length	14mm
信号区 Signal area	
材料 Material	铜合金 Copper alloy
表面处理 Surface	镀银 Hard-silver plated
接触电阻 Contact resistance	$\leq 1m \Omega$
螺钉连接 Screw terminal	
• 导线规格 Wire gauge	0.5-2.5mm ²
• AWG	20-14
• 拧紧力矩 Tightening torque	0.5Nm
• 剥线长度 Stripping length	7.5mm

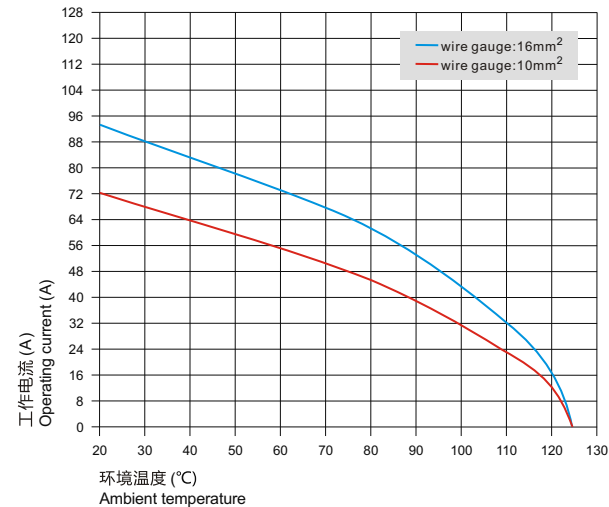


Terminal: Screw terminal	
Rated current:	80A
Rated voltage:	690V
Wire gauge:	1.5~16mm ²
AWG:	16-6
Poles:	4/0P+PE
Matching:	D16B-Hoods&Housings

电流负载能力 Current carrying capacity

电流负载能力所受的限制主要来自包含接插针的接插体可承受的最大温度。
The current carrying is limited by maximum temperature of materials for Inserts and contacts including terminals.


测试和控制过程依据DIN EN 60512-5,
Measuring and testing techniques according to DIN EN 60512-5.




DK-4/2-M DK-4/2-F

Terminal: Screw terminal	
Rated current:	80A/16A
Rated voltage:	690V/400V
Wire gauge:	(1.5-16mm ²)1.0-2.5mm ²
AWG:	(16-6)18-14
Poles:	4/2P+PE
Matching:	D16B-Hoods&Housings

DK · Series



技术参数 Technical characteristics	
规范 Specifications	DIN EN 60 664 DIN EN 61 984
插芯 Inserts	
依据EN 61 984的额定电压 Electrical data acc.to EN 61 984	
接插件针数 Number of contacts	12/2+PE
电力区 Power area	
• 额定电流 Rated current	40A
• 额定电压 Rated voltage	690V
• 额定脉冲电压 Rated impulse voltage	8KV
• 污染程度 Pollution degree	3
信号区 Signal area	
• 额定电流 Rated current	10A
• 额定电压 Rated voltage	250V
• 额定脉冲电压 Rated impulse voltage	4KV
• 污染程度 Pollution degree	3
依据UL/CSA额定电压 Rated voltage acc.to UL CSA	600/300V
绝缘电阻 Insulation resistance	$\geq 10^{10} \Omega$
材料 Material	聚碳酸酯 Polycarbonate
工作温度范围 Limiting temperatures	-40 °C ~+125 °C
依据UL94阻燃等级 Flammability acc.to UL94	V0
可拔插次数 Mechanical working life-mating cycles	≥ 500
插针 Contacts	
强电针 Power contacts	
材料 Material	铜合金 Copper alloy
表面处理 Surface	镀金 Hard-gold plated 镀银 Hard-silver plated
接触电阻 Contact resistance	$\leq 0.3m \Omega$
冷压连接 Crimp terminal	
• 导线规格 Wire gauge	1.5-6mm ²
• AWG	16-10
• 最大绝缘直径 Max.insulation diameter	
信号针 Signal contacts	
材料 Material	铜合金 Copper alloy
表面处理 Surface	镀金 Hard-gold plated 镀银 Hard-silver plated
接触电阻 Contact resistance	$\leq 3m \Omega$
冷压连接 Crimp terminal	
• 导线规格 Wire gauge	0.14-2.5mm ²
• AWG	26-14

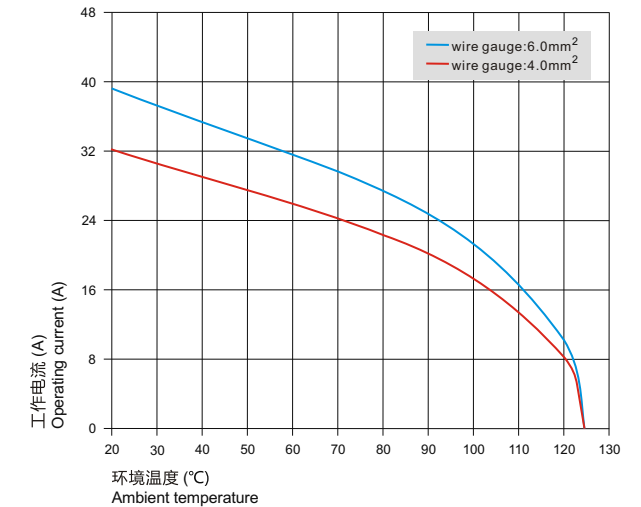


Terminal: Crimp terminal	
Rated current:	40A/10A
Rated voltage:	690V/250V
Wire gauge:	(1.5-6.0mm ²) 1.4-2.5mm ²
AWG:	(16-10)26-14
Poles:	12/2P+PE
Matching:	D16B-Hoods&Housings

电流负载能力 Current carrying capacity

电流负载能力所受的限制主要来自包含接插针的接插体可承受的最大温度。
The current carrying is limited by maximum temperature of materials for Inserts and contacts including terminals.

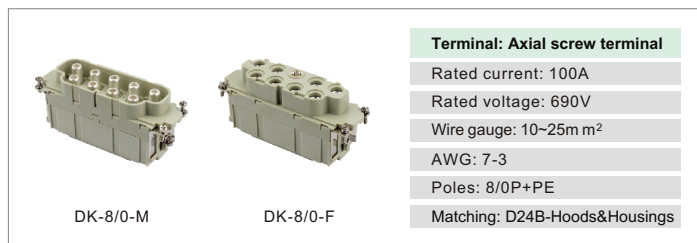
测试和控制过程依据DIN EN 60512-5,
Measuring and testing techniques according to DIN EN 60512-5.



DK · Series



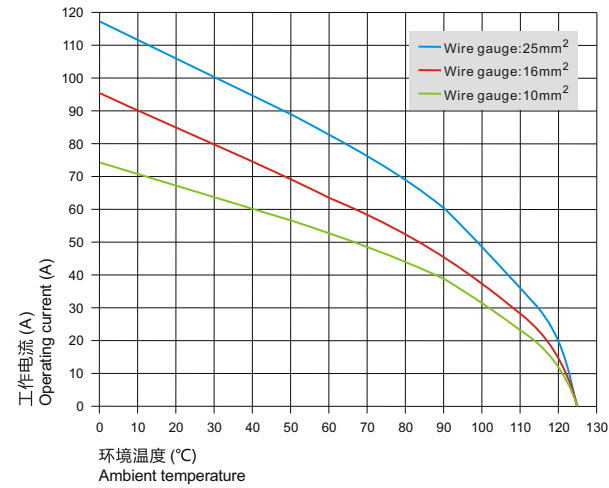
技术参数 Technical characteristics	
规范 Specifications	DIN EN 60 664 DIN EN 61 984
插芯 Inserts	
依据EN 61 984的额定电压 Electrical data acc.to EN 61 984	
接插件针数 Number of contacts	8/0+PE
电力区 Power area	
• 额定电流 Rated current	100A
• 额定电压 Rated voltage	690V
• 额定脉冲电压 Rated impulse voltage	8KV
• 污染程度 Pollution degree	3
• 污染等级2时的参数 Pollution degree 2 also	100A 1000V 8KV 2
依据UL/CSA额定电压 Rated voltage acc.to UL CSA	600V
依据UL/CSA额定电流 Rated Current acc.to UL CSA	82A
绝缘电阻 Insulation resistance	$\geq 10^{10} \Omega$
材料 Material	聚碳酸酯 Polycarbonate
工作温度范围 Limiting temperatures	-40 °C ~+125 °C
依据UL94阻燃等级 Flammability acc.to UL94	V0
可拔插次数 Mechanical working life-mating cycles	≥ 500
插针 Contacts	
材料 Material	铜合金 Copper alloy
表面处理 Surface	镀银 Hard-silver plated
接触电阻 Contact resistance	$\leq 0.5m \Omega$
轴向螺钉连接 Axial screw terminal	
• 导线规格 Wire gauge	10-25mm ²
• AWG	7-3
• 最大绝缘直径 Max.insulation diameter	11.4mm
• 拧紧力矩 Tightening torque	
• mm ²	10 16 25
• N.m	6 6 7
• 剥线长度 Stripping length	13 ± 1mm




电流负载能力 Current carrying capacity

电流负载能力所受的限制主要来自包含接插针的接插体可承受的最大温度。
The current carrying is limited by maximum temperature of materials for Inserts and contacts including terminals.

测试和控制过程依据DIN EN 60512-5.
Measuring and testing techniques according to DIN EN 60512-5.



DK · Series


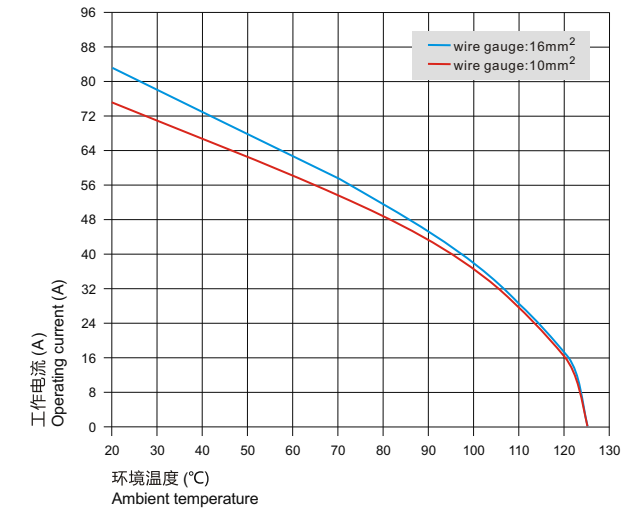


技术参数 Technical characteristics	
规范 Specifications	DIN EN 60 664 DIN EN 61 984
插芯 Inserts	
依据EN 61 984的额定电压 Electrical data acc.to EN 61 984	
接插件针数 Number of contacts	4/8+PE
电力区 Power area	
• 额定电流 Rated current	80A
• 额定电压 Rated voltage	400V
• 额定脉冲电压 Rated impulse voltage	6KV
• 污染程度 Pollution degree	3
• 污染等级2时的参数 Pollution degree 2 also	80A 400/690V 6KV 2
依据UL/CSA额定电压 Rated voltage acc.to UL CSA	600/600V
绝缘电阻 Insulation resistance	$\geq 10^{10} \Omega$
材料 Material	聚碳酸酯 Polycarbonate
工作温度范围 Limiting temperatures	-40 °C ~+125 °C
依据UL94阻燃等级 Flammability acc.to UL94	V0
可拔插次数 Mechanical working life-mating cycles	≥ 500
插针 Contacts	
电力区 Power area	
材料 Material	铜合金 Copper alloy
表面处理 Surface	镀银 Hard-silver plated
接触电阻 Contact resistance	$\leq 0.3m \Omega$
螺钉连接 Screw terminal	
• 导线规格 Wire gauge	1.5-16mm ²
• AWG	16-6
• 拧紧力矩 Tightening torque	
• mm ²	1.5 2.5 4 6 10 16
• N.m	1.2 2 3 3 3 3
• 剥线长度 Stripping length	14mm
信号区 Signal area	
材料 Material	铜合金 Copper alloy
表面处理 Surface	镀银 Hard-silver plated
接触电阻 Contact resistance	$\leq 1m \Omega$
螺钉连接 Screw terminal	
• 导线规格 Wire gauge	1.0-2.5mm ²
• AWG	18-14
• 拧紧力矩 Tightening torque	0.5Nm
• 剥线长度 Stripping length	7.5mm


电流负载能力 Current carrying capacity

电流负载能力所受的限制主要来自包含接插针的接插体可承受的最大温度。
The current carrying is limited by maximum temperature of materials for Inserts and contacts including terminals.

测试和控制过程依据DIN EN 60512-5.
Measuring and testing techniques according to DIN EN 60512-5.



DQ · Series

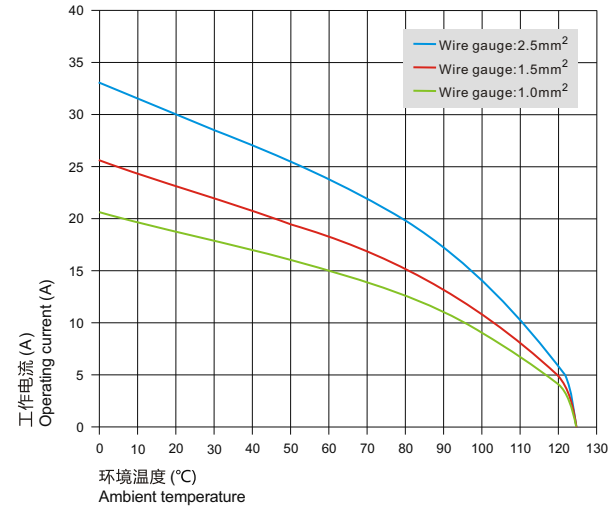


技术参数 Technical characteristics	
规范 Specifications	DIN EN 60 664 DIN EN 61 984
插芯 Inserts	
依据EN 61 984的额定电压 Electrical data acc.to EN 61 984	
接插件针数 Number of contacts	5+PE
• 额定电流 Rated current	16A
• 相对地额定电压 Rated voltage conductor-ground	230V
• 相间额定电压 Rated voltage conductor-conductor	400V
• 额定脉冲电压 Rated impulse voltage	4KV
• 污染程度 Pollution degree	3
• 污染等级2时的参数 Pollution degree 2 also	16A 320/500V 4KV 2
依据UL/CSA额定电压 Rated voltage acc.to UL CSA	600V
绝缘电阻 Insulation resistance	$\geq 10^{10} \Omega$
材料 Material	聚碳酸酯 Polycarbonate
工作温度范围 Limiting temperatures	-40 °C ~+125 °C
依据UL94阻燃等级 Flammability acc.to UL94	V0
可拔插次数 Mechanical working life-mating cycles	≥ 500
插针 Contacts	
材料 Material	铜合金 Copper alloy
表面处理 Surface	镀金 Hard-gold plated 镀银 Hard-silver plated
接触电阻 Contact resistance	$\leq 1m \Omega$
冷压连接 Crimp terminal	
• 导线规格 Wire gauge	0.14-2.5mm ²
• AWG	26-14
PE螺钉连接 PE screw terminal	
• 导线规格 Wire gauge	0.5-2.5mm ²
• AWG	20-14

电流负载能力 Current carrying capacity

电流负载能力所受的限制主要来自包含接插针的接插体可承受的最大温度。
The current carrying is limited by maximum temperature of materials for Inserts and contacts including terminals.

测试和控制过程依据DIN EN 60512-5。
Measuring and testing techniques according to DIN EN 60512-5.



DQ-005-MC

DQ-005-FC

Terminal: Crimp terminal	
Rated current:	16A
Rated voltage:	400V
Wire gauge:	0.14~2.5mm ²
AWG:	26-14
Poles:	5P+PE
Matching:	D3A-Hoods&Housings

DQ · Series

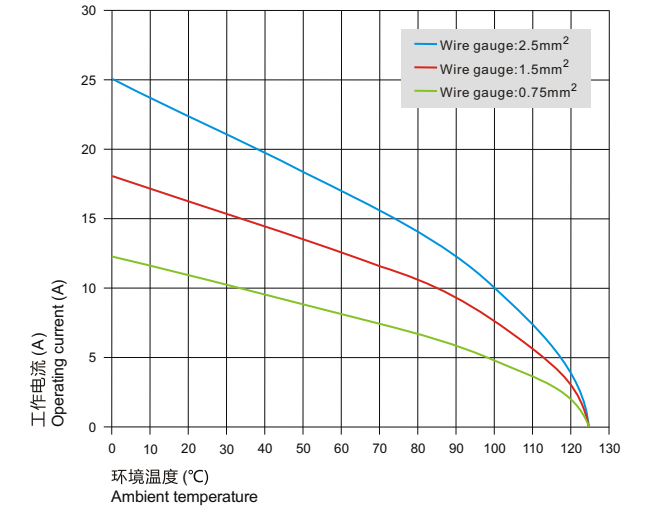


技术参数 Technical characteristics	
规范 Specifications	DIN EN 60 664 DIN EN 61 984
插芯 Inserts	
依据EN 61 984的额定电压 Electrical data acc.to EN 61 984	
接插件针数 Number of contacts	7+PE
• 额定电流 Rated current	10A
• 额定电压 Rated voltage	400V
• 额定脉冲电压 Rated impulse voltage	6KV
• 污染程度 Pollution degree	3
• 污染等级2时的参数 Pollution degree 2 also	10A 400/690V 6KV 2
依据UL/CSA额定电压 Rated voltage acc.to UL CSA	600V
绝缘电阻 Insulation resistance	$\geq 10^{10} \Omega$
材料 Material	聚碳酸酯 Polycarbonate
工作温度范围 Limiting temperatures	-40 °C ~+125 °C
依据UL94阻燃等级 Flammability acc.to UL94	V0
可拔插次数 Mechanical working life-mating cycles	≥ 500
插针 Contacts	
材料 Material	铜合金 Copper alloy
表面处理 Surface	镀金 Hard-gold plated 镀银 Hard-silver plated
接触电阻 Contact resistance	$\leq 3m \Omega$
冷压连接 Crimp terminal	
• 导线规格 Wire gauge	0.14-2.5mm ²
• AWG	26-14
PE螺钉连接 PE screw terminal	
• 导线规格 Wire gauge	0.5-2.5mm ²
• AWG	20-14

电流负载能力 Current carrying capacity

电流负载能力所受的限制主要来自包含接插针的接插体可承受的最大温度。
The current carrying is limited by maximum temperature of materials for Inserts and contacts including terminals.

测试和控制过程依据DIN EN 60512-5。
Measuring and testing techniques according to DIN EN 60512-5.



DQ-007-MC



DQ-007-FC

Terminal: Crimp terminal	
Rated current:	10A
Rated voltage:	400V
Wire gauge:	0.14~2.5mm ²
AWG:	26-14
Poles:	7P+PE
Matching:	D3A-Hoods&Housings

DQ • Series



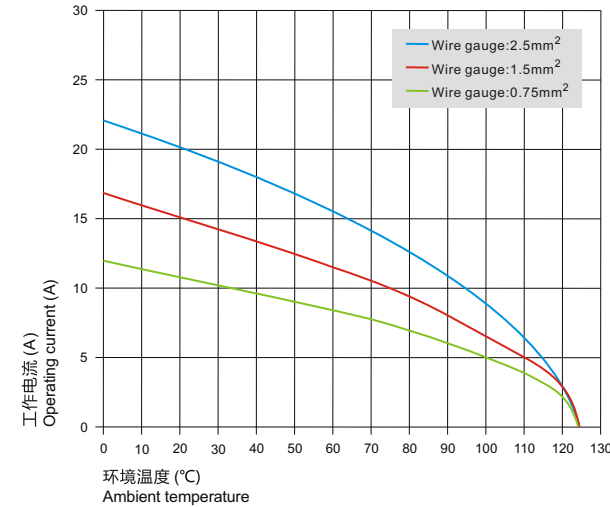
技术参数 Technical characteristics	
规范 Specifications	DIN EN 60 664 DIN EN 61 984
插芯 Inserts	
依据EN 61 984的额定电压 Electrical data acc.to EN 61 984	
接插件针数 Number of contacts	12+PE
• 额定电流 Rated current	10A
• 额定电压 Rated voltage	400V
• 额定脉冲电压 Rated impulse voltage	6KV
• 污染程度 Pollution degree	3
• 污染等级2时的参数 Pollution degree 2 also	10A 400/690V 6KV 2
依据UL/CSA额定电压 Rated voltage acc.to UL CSA	600V
绝缘电阻 Insulation resistance	$\geq 10^{10} \Omega$
材料 Material	聚碳酸酯 Polycarbonate
工作温度范围 Limiting temperatures	-40 °C ~+125 °C
依据UL94阻燃等级 Flammability acc.to UL94	V0
可拔插次数 Mechanical working life-mating cycles	≥ 500
插针 Contacts	
材料 Material	铜合金 Copper alloy
表面处理 Surface	镀金 Hard-gold plated 镀银 Hard-silver plated
接触电阻 Contact resistance	$\leq 3m \Omega$
冷压连接 Crimp terminal	
• 导线规格 Wire gauge	0.14-2.5mm ²
• AWG	26-14
PE螺钉连接 PE screw terminal	
• 导线规格 Wire gauge	0.5-2.5mm ²
• AWG	20-14

		Terminal: Crimp terminal
DQ-012-M	DQ-012-FC	Rated current: 10A
		Rated voltage: 400V
		Wire gauge: 0.14~2.5mm ²
		AWG: 26-14
		Poles: 12P+PE
		Matching: D3A-Hoods&Housings

电流负载能力 Current carrying capacity

电流负载能力所受的限制主要来自包含接插针的接插体可承受的最大温度。
The current carrying is limited by maximum temperature of materials for Inserts and contacts including terminals.

测试和控制过程依据DIN EN 60512-5,
Measuring and testing techniques according to DIN EN 60512-5.



DF • Modular

	Type: DF6B-UA/DF6B-LA		Type: DF10B-UA/DF10B-LA
For 2 modules	Marking: A-B/a-b Number for modules: 2 modules Power side: 4~10mm ² AWG: 12-8 Signal side: 1~2.5mm ² AWG: 18-14 Matching: D6B-Hoods&Housings	For 3 modules	Marking: A-C/a-c Number for modules: 3 modules Power side: 4~10mm ² AWG: 12-8 Signal side: 1~2.5mm ² AWG: 18-14 Matching: D10B-Hoods&Housings
	Type: DF16B-UA/DF16B-LA		Type: DF24B-UA/DF24B-LA
For 4 modules	Marking: A-D/a-d Number for modules: 4 modules Power side: 4~10mm ² AWG: 12-8 Signal side: 1~2.5mm ² AWG: 18-14 Matching: D16B-Hoods&Housings	For 6 modules	Marking: A-F/a-f Number for modules: 6 modules Power side: 4~10mm ² AWG: 12-8 Signal side: 1~2.5mm ² AWG: 18-14 Matching: D24B-Hoods&Housings

DM • Series

		Terminal: Axial screw terminal			Terminal: Axial screw terminal
DMK-001-M	DMK-001-F	Rated current: 200A Rated voltage: 1000V Wire gauge: 25~70mm ² AWG: 2-0 Poles: 1P Matching: DF6/10/16/24B-Frame	DMK-002-M	DMK-002-F	Rated current: 100A Rated voltage: 1000V Wire gauge: 10~38mm ² AWG: 6-2 Poles: 2P Matching: DF6/10/16/24B-Frame
		Terminal: Crimp terminal			Terminal: Axial screw terminal
DMK-002-MC	DMK-002-FC	Rated current: 100A Rated voltage: 1000V Wire gauge: 10~35mm ² MAX insulation diameter: 14 Poles: 2P Matching: DF6/10/16/24B-Frame	DMK7-002-M	DMK7-002-F	Rated current: 70A Rated voltage: 1000V Wire gauge: 6~22mm ² AWG: 8-4 Poles: 2P Matching: DF6/10/16/24B-Frame
		Terminal: Axial screw terminal			Terminal: Crimp terminal
DMK-002-M	DMK-002-F	Rated current: 40A Rated voltage: 1000V Wire gauge: 2.5~10mm ² AWG: 14-8 Poles: 2P Matching: DF6/10/16/24B-Frame	DMK-002-MC	DMK-002-FC	Rated current: 40A Rated voltage: 1000V Wire gauge: 1.5~10mm ² AWG: 16-8 Poles: 2P Matching: DF6/10/16/24B-Frame
		Terminal: Axial screw terminal			Terminal: Crimp terminal
DMK-003-M	DMK-003-F	Rated current: 40A Rated voltage: 690V Wire gauge: 2.5~10mm ² AWG: 14-8 Poles: 3P Matching: DF6/10/16/24B-Frame	DMK-003-MC	DMK-003-FC	Rated current: 40A Rated voltage: 500V Wire gauge: 1.5~10mm ² AWG: 16-8 Poles: 3P Matching: DF6/10/16/24B-Frame

DM Series

<p>DMK-003/4-MC DMK-003/4-FC</p>	<p>Terminal: Crimp terminal</p> <p>Rated current: 40A/10A Rated voltage: 830V/830V Wire gauge: (1.5-6mm²)/0.14-2.5mm² AWG: (16-10)/26-14 Poles: 3/4P Matching: DF6/10/16/24B-Frame</p>	<p>DME-005-MS DME-005-FS</p>	<p>Terminal: Spring-cage</p> <p>Rated current: 16A Rated voltage: 400V Wire gauge: 0.14-2.5mm² AWG: 26-14 Poles: 5P Matching: DF6/10/16/24B-Frame</p>
<p>DMK-004-MC DMK-004-FC</p>	<p>Terminal: Crimp terminal</p> <p>Rated current: 40A Rated voltage: 830V Wire gauge: 1.5-6mm² AWG: 16-10 Poles: 4P Matching: DF6/10/16/24B-Frame</p>	<p>DVME-006-MC DVME-006-FC</p>	<p>Terminal: Crimp terminal</p> <p>Rated current: 16A Rated voltage: 830V Wire gauge: 0.14-4mm² AWG: 26-12 Poles: 6P Matching: DF6/10/16/24B-Frame</p>
<p>DME-006-MC DME-006-FC</p>	<p>Terminal: Crimp terminal</p> <p>Rated current: 16A Rated voltage: 500V Wire gauge: 0.14-4mm² AWG: 26-12 Poles: 6P Matching: DF6/10/16/24B-Frame</p>	<p>DMEE-020-MC DMEE-020-FC</p>	<p>Terminal: Crimp terminal</p> <p>Rated current: 16A Rated voltage: 500V Wire gauge: 0.14-4mm² AWG: 26-12 Poles: 20P Matching: DF6/10/16/24B-Frame</p>
<p>DMEE-008-MC DMEE-008-FC</p>	<p>Terminal: Crimp terminal</p> <p>Rated current: 16A Rated voltage: 400V Wire gauge: 0.14-4mm² AWG: 26-12 Poles: 8P Matching: DF6/10/16/24B-Frame</p>	<p>DMD-017-MC DMD-017-FC</p>	<p>Terminal: Crimp terminal</p> <p>Rated current: 10A Rated voltage: 160V Wire gauge: 0.14-2.5mm² AWG: 26-14 Poles: 17P Matching: DF6/10/16/24B-Frame</p>
<p>DMD-012-MC DMD-012-FC</p>	<p>Terminal: Crimp terminal</p> <p>Rated current: 10A Rated voltage: 250V Wire gauge: 0.14-2.5mm² AWG: 26-14 Poles: 12P Matching: DF6/10/16/24B-Frame</p>	<p>DMD-025-MC DMD-025-FC</p>	<p>Terminal: Crimp terminal</p> <p>Rated current: 4A Rated voltage: 50V Wire gauge: 0.08-0.52mm² AWG: 28-18 Poles: 25P Matching: DF6/10/16/24B-Frame</p>
<p>DM-RJ45-M DM-RJ45-F</p>	<p>Terminal: Crimp terminal</p> <p>Rated current: 1A Rated voltage: 50V Wire gauge: 0.94-1.07mm² AWG: 18 Poles: 8P Matching: DF6/10/16/24B-Frame</p>	<p>DKE-009-MC DKE-009-FC</p>	<p>Terminal: Crimp terminal</p> <p>Rated current: 5A Rated voltage: 50V Wire gauge: 0.08-0.52mm² AWG: 28-18 Poles: 9P Matching: DF6/10/16/24B-Frame</p>

外壳特性 Hoods& housings feature

3A系列

塑料外壳	
材料	聚碳酸酯
颜色	灰白
连锁元件	
连锁方式	塑料弹性压合
材料	聚酰胺
密封元件	丁腈橡胶
适用温度范围	-40~+125°C
阻燃等级	V0
防护等级 (连锁状态DIN EN 60529)	IP65

3A系列

金属外壳	
材料	压铸锌合金
颜色	灰色
连锁元件	
连锁方式	扣子
材料	金属镀锌
密封元件	丁腈橡胶
适用温度范围	-40~+125°C
阻燃等级	V0
防护等级 (连锁状态DIN EN 60529)	IP65

标准外壳

标准外壳	
材料	压铸铝合金
颜色	灰色
连锁元件	
连锁方式	扣子
材料	金属镀锌
密封元件	丁腈橡胶
适用温度范围	-40~+125°C
阻燃等级	V0
防护等级 (连锁状态DIN EN 60529)	IP65

Size 3A

Plastic Hoods & Housings	
Material	Polycarbonate
Colour	Light grey(RAL7032)
Locking element	
Lever type	Plastic elastic pressing
Material	Polymide
Hoods / Housings seal	NBR
Limiting temperatures	-40~+125°C
Flammability acc to UI94	V0
Degree of protection acc. To DIN EN 60529 for coupled connector	IP65

Size 3A













Metal Hoods & Housings	
Material	Zinc die-cast
Colour	Grey(RAL7037)
Locking element	
Lever type	Lever
Material	Metal zinc-plated
Hoods / Housings seal	NBR
Limiting temperatures	-40~+125°C
Flammability acc to UI94	V0
Degree of protection acc. To DIN EN 60529 for coupled connector	IP65












Standard Hoods & Housings













Standard Hoods & Housings	
Material	Aluminium die-cast
Colour	Grey(RAL7037)
Locking element	
Lever type	Lever
Material	Metal zinc-plated
Hoods / Housings seal	NBR
Limiting temperatures	-40~+125°C
Flammability acc to UI94	V0
Degree of protection acc. To DIN EN 60529 for coupled connector	IP65













D3A - Series	Type	Thread	D3A - Series	Type	Thread
Hoods			Hoods		
	D3A. P-SE-2g-M20	M20		D3A-SE-2g-M20	M20
	D3A. P-SE-2g-PG11	PG11		D3A-SE-2g-PG11	PG11
Side entry			Side entry		
Hoods			Hoods		
	D3A. P-TE-2g-M20	M20		D3A-TE-2g-M20	M20
	D3A. P-TE-2g-PG11	PG11		D3A-TE-2g-PG11	PG11
Top entry			Top entry		
Housings			Housings		
	D3A. P-BK-1L	—		D3A-BK-1L	—
Bulkhead mounting			Bulkhead mounting		
Protection covers			Housings		
	With plastic cover D3A-CV-2g	—		With metal cover D3A-BK-1L-MCV	—
Cable to cable			Bulkhead mounting		
Housings			Housings		
	D3A. P-BK-1L-SE	—		D3A-BK-SE-1L	—
Bulkhead mounting			Bulkhead mounting		
Housings			Housings		
	D3A. P-SF-1L-M20	M20		D3A-SF-1L-M20	M20
	D3A. P-SF-1L-PG11	PG11		D3A-SF-1L-PG11	PG11
				D3A-SF-1L-PG13.5	PG13.5
Surface mounting			Housings		
Housings				D3A-CCT-1L-M20	M20
	D3A. P-CCT-1L-M20	M20		D3A-CCT-1L-PG11	PG11
	D3A. P-CCT-1L-PG11	PG11	Cable to cable		








D10A - Series	Type	Thread	D16A - Series	Type	Thread
Hoods			Hoods		
	D10A-SE-2g-M20	M20		D16A-SE-2g-M20	M20
	D10A-SE-2g-PG16	PG16		D16A-SE-2g-PG16	PG16
Side entry			Side entry		
Hoods			Hoods		
	D10A-SEH-2g-M25	M25		D16A-SEH-2g-M25	M25
	D10A-SEH-2g-PG16	PG16		D16A-SEH-2g-PG16	PG16
	D10A-SEH-2g-PG21	PG21		D16A-SEH-2g-PG21	PG21
Side entry Hing construction			Side entry Hing construction		
Hoods			Hoods		
	D10A-TE-2g-M20	M20		D16A-TE-2g-M20	M20
	D10A-TE-2g-PG13.5	PG13.5		D16A-TE-2g-PG16	PG16
Top entry			Top entry		
Hoods			Hoods		
	D10A-TEH-2g-M25	M25		D16A-TEH-2g-M25	M25
	D10A-TEH-2g-PG16	PG16		D16A-TEH-2g-PG16	PG16
	D10A-TEH-2g-PG21	PG21		D16A-TEH-2g-PG21	PG21
Top entry Hing construction			Top entry Hing construction		
Housings			Housings		
	D10A-BK-1L	—		D16A-BK-1L	—
	With plastic cover D10A-BK-1L-CV	—		With plastic cover D16A-BK-1L-CV	—
	With metal cover D10A-BK-1L-MCV	—		With metal cover D16A-BK-1L-MCV	—
Bulkhead mounting			Bulkhead mounting		
Housings			Housings		
	D10A-SF-1L-M20	M20		D16A-SF-1L-M20	M20
	D10A-SF-1L-2M20	2M20		D16A-SF-1L-2M20	2M20
	D10A-SF-1L-M25	M25		D16A-SF-1L-M25	M25
	D10A-SF-1L-PG16	PG16		D16A-SF-1L-2M25	2M25
	D10A-SF-1L-2PG16	2PG16		D16A-SF-1L-PG16	PG16
	D10A-SF-1L-PG21	PG21		D16A-SF-1L-2PG16	2PG16
				D16A-SF-1L-PG21	PG21
Housings			Housings		
	With plastic cover D10A-SF-1L-CV-M20	M20		With plastic cover D16A-SF-1L-CV-M20	M20
	D10A-SF-1L-CV-2M20	2M20		D16A-SF-1L-CV-2M20	2M20
	D10A-SF-1L-CV-M25	M25		D16A-SF-1L-CV-M25	M25
	D10A-SF-1L-CV-PG16	PG16		D16A-SF-1L-CV-2M25	2M25
	D10A-SF-1L-CV-2PG16	2PG16		D16A-SF-1L-CV-PG16	PG16
	D10A-SF-1L-CV-PG21	PG21		D16A-SF-1L-CV-2PG16	2PG16
				D16A-SF-1L-CV-PG21	PG21
Surface mounting			Surface mounting		
Housings			Housings		
	With metal cover D10A-SF-1L-MCV-M20	M20		With metal cover D16A-SF-1L-MCV-M20	M20
	D10A-SF-1L-MCV-2M20	2M20		D16A-SF-1L-MCV-2M20	2M20
	D10A-SF-1L-MCV-M25	M25		D16A-SF-1L-MCV-M25	M25
	D10A-SF-1L-MCV-PG16	PG16		D16A-SF-1L-MCV-2M25	2M25
	D10A-SF-1L-MCV-2PG16	2PG16		D16A-SF-1L-MCV-PG16	PG16
	D10A-SF-1L-MCV-PG21	PG21		D16A-SF-1L-MCV-2PG16	2PG16
				D16A-SF-1L-MCV-PG21	PG21










D32A - Series	Type	Thread	D32A - Series	Type	Thread
Hoods			Hoods		
	D32A-SE-4g-M25	M25		D32A-SE-2L-M25	M25
	D32A-SE-4g-PG21	PG21		D32A-SE-2L-PG21	Pg21
Side entry			Side entry		
Hoods			Hoods		
	D32A-SEH-4g-M25	M25		D32A-SEH-2L-M25	M25
	D32A-SEH-4g-M32	M32		D32A-SEH-2L-M32	M32
	D32A-SEH-4g-PG21	PG21		D32A-SEH-2L-PG21	PG21
	D32A-SEH-4g-PG29	PG29		D32A-SEH-2L-PG29	PG29
Side entry Hing construction			Side entry Hing construction		
Hoods			Hoods		
	D32A-TEH-4g-M25	M25		D32A-TEH-2L-M25	M25
	D32A-TEH-4g-M32	M32		D32A-TEH-2L-M32	M32
	D32A-TEH-4g-PG21	PG21		D32A-TEH-2L-PG21	PG21
	D32A-TEH-4g-PG29	PG29		D32A-TEH-2L-PG29	PG29
Top entry Hing construction			Top entry Hing construction		
Housings			Housings		
	D32A-BK-2L	—		D32A-BK-4g	—
			With plastic cover	D32A-BK-4g-CV	—
			With metal cover	D32A-BK-4g-MCV	—
Bulkhead mounting			Bulkhead mounting		
Housings			Housings		
	D32A-SF-2L-M25	M25		D32A-SF-4g-M25	M25
	D32A-SF-2L-M32	M32		D32A-SF-4g-M32	M32
	D32A-SF-2L-2M32	2M32		D32A-SF-4g-2M32	2M32
	D32A-SF-2L-PG21	PG21		D32A-SF-4g-PG21	PG21
	D32A-SF-2L-2PG21	2PG21		D32A-SF-4g-2PG21	2PG21
	D32A-SF-2L-PG29	PG29		D32A-SF-4g-PG29	PG29
	D32A-SF-2L-2PG29	2PG29		D32A-SF-4g-2PG29	2PG29
Bulkhead mounting			Housings		
Protection covers				With plastic cover	
	With plastic cover	—		D32A-SF-4g-CV-M25	M25
	D32A-CV-4c			D32A-SF-4g-CV-M32	M32
Plastic cover				D32A-SF-4g-CV-2M32	2M32
Protection covers				D32A-SF-4g-CV-PG21	PG21
	With plastic cover	—		D32A-SF-4g-CV-2PG21	2PG21
	D32A-CV-4g			D32A-SF-4g-CV-PG29	PG29
				D32A-SF-4g-CV-2PG29	2PG29
Plastic cover			Surface mounting		
				With metal cover	
				D32A-SF-4g-MCV-M25	M25
				D32A-SF-4g-MCV-M32	M32
				D32A-SF-4g-MCV-2M32	2M32
				D32A-SF-4g-MCV-PG21	PG21
				D32A-SF-4g-MCV-2PG21	2PG21
				D32A-SF-4g-MCV-PG29	PG29
				D32A-SF-4g-MCV-2PG29	2PG29

D6B - Series	Type	Thread	D6B - Series	Type	Thread
Hoods			Housings		
	D6B-SE-2g-M20	M20		D6B-BK-1L	—
	D6B-SE-2g-M25	M25		With plastic cover	
	D6B-SE-2g-PG13.5	PG13.5		D6B-BK-1L-CV	—
	D6B-SE-2g-PG16	PG16		With metal cover	
				D6B-BK-1L-MCV	—
Side entry			Bulkhead mounting		
Hoods			Housings		
	D6B-SEH-2g-M25	M25		D6B-SF-1L-M20	M20
	D6B-SEH-2g-M32	M32		D6B-SF-1L-2M20	2M20
	D6B-SEH-2g-PG21	PG21		D6B-SF-1L-M25	M25
	D6B-SEH-2g-PG29	PG29		D6B-SF-1L-2M25	2M25
				D6B-SF-1L-PG16	PG16
				D6B-SF-1L-2PG16	2PG16
Side entry Hing construction				With plastic cover	
Hoods				D6B-SF-1L-CV-M20	M20
	D6B-TE-2g-M20	M20		D6B-SF-1L-CV-2M20	2M20
	D6B-TE-2g-PG13.5	PG13.5		D6B-SF-1L-CV-M25	M25
	D6B-TE-2g-PG16	PG16		D6B-SF-1L-CV-2M25	2M25
				D6B-SF-1L-CV-PG16	PG16
				D6B-SF-1L-CV-2PG16	2PG16
Top entry			Surface mounting		
Hoods				With metal cover	
	D6B-TEH-2g-M25	M25		D6B-SF-1L-MCV-M20	M20
	D6B-TEH-2g-M32	M32		D6B-SF-1L-MCV-2M20	2M20
	D6B-TEH-2g-PG21	PG21		D6B-SF-1L-MCV-M25	M25
	D6B-TEH-2g-PG29	PG29		D6B-SF-1L-MCV-2M25	2M25
				D6B-SF-1L-MCV-PG16	PG16
				D6B-SF-1L-MCV-2PG16	2PG16
Top entry Hing construction			Housings		
Housings				D6B-SFH-1L-M25	M25
	D6B-TEH-2g-M25	M25		D6B-SFH-1L-2M25	2M25
	D6B-TEH-2g-M32	M32		D6B-SFH-1L-M32	M32
	D6B-TEH-2g-PG21	PG21		D6B-SFH-1L-2M32	2M32
	D6B-TEH-2g-PG29	PG29		D6B-SFH-1L-PG21	PG21
				D6B-SFH-1L-2PG21	2PG21
				D6B-SFH-1L-PG29	PG29
				D6B-SFH-1L-2PG29	2PG29
Cable to cable			Housings		
Housings				With plastic cover	
	D6B-CCT-1L-M20	M20		D6B-SFH-1L-CV-M25	M25
	D6B-CCT-1L-PG13.5	PG13.5		D6B-SFH-1L-CV-2M25	2M25
	D6B-CCT-1L-PG16	PG16		D6B-SFH-1L-CV-M32	M32
				D6B-SFH-1L-CV-2M32	2M32
				D6B-SFH-1L-CV-PG21	PG21
				D6B-SFH-1L-CV-2PG21	2PG21
				D6B-SFH-1L-CV-PG29	PG29
				D6B-SFH-1L-CV-2PG29	2PG29
Cable to cable Hing construction			surface mounting hing construction		
Housings				With metal cover	
	D6B-CCTH-1L-M25	M25		D6B-SFH-1L-MCV-M25	M25
	D6B-CCTH-1L-M32	M32		D6B-SFH-1L-MCV-2M25	2M25
	D6B-CCTH-1L-PG21	PG21		D6B-SFH-1L-MCV-M32	M32
	D6B-CCTH-1L-PG29	PG29		D6B-SFH-1L-MCV-2M32	2M32
				D6B-SFH-1L-MCV-PG21	PG21
				D6B-SFH-1L-MCV-2PG21	2PG21
				D6B-SFH-1L-MCV-PG29	PG29
				D6B-SFH-1L-MCV-2PG29	2PG29

D10B ▪ Series	Type	Thread	D10B ▪ Series	Type	Thread
Hoods			Housings		
	D10B-SE-2g-M20 D10B-SE-2g-M25 D10B-SE-2g-PG16	M20 M25 PG16		D10B-BK-1L With plastic cover D10B-BK-1L-CV With metal cover D10B-BK-1L-MCV	— — —
Side entry			Bulkhead mounting		
Hoods			Housings		
	D10B-SEH-2g-M25 D10B-SEH-2g-M32 D10B-SEH-2g-PG21 D10B-SEH-2g-PG29	M25 M32 PG21 PG29		D10B-SF-1L-M20 D10B-SF-1L-2M20 D10B-SF-1L-M25 D10B-SF-1L-2M25 D10B-SF-1L-PG16 D10B-SF-1L-2PG16	M20 2M20 M25 2M25 PG16 2PG16
Side entry Hing construction			Surface mounting		
Hoods			Housings		
	D10B-TE-2g-M20 D10B-TE-2g-M25 D10B-TE-2g-PG16	M20 M25 PG16		With plastic cover D10B-SF-1L-CV-M20 D10B-SF-1L-CV-2M20 D10B-SF-1L-CV-M25 D10B-SF-1L-CV-2M25 D10B-SF-1L-CV-PG16 D10B-SF-1L-CV-2PG16	M20 2M20 M25 2M25 PG16 2PG16
Top entry			Surface mounting		
Hoods			Housings		
	D10B-TEH-2g-M25 D10B-TEH-2g-M32 D10B-TEH-2g-PG21 D10B-TEH-2g-PG29	M25 M32 PG21 PG29		With plastic cover D10B-SFH-1L-CV-M25 D10B-SFH-1L-CV-2M25 D10B-SFH-1L-CV-M32 D10B-SFH-1L-CV-2M32 D10B-SFH-1L-CV-PG21 D10B-SFH-1L-CV-2PG21 D10B-SFH-1L-CV-PG29 D10B-SFH-1L-CV-2PG29	M25 2M25 M32 2M32 PG21 2PG21 PG29 2PG29
Top entry Hing construction			Surface mounting hing construction		
Housings			Housings		
	D10B-CCT-1L-M20 D10B-CCT-1L-M25 D10B-CCT-1L-PG16	M20 M25 PG16		With metal cover D10B-SFH-1L-MCV-M25 D10B-SFH-1L-MCV-2M25 D10B-SFH-1L-MCV-M32 D10B-SFH-1L-MCV-2M32 D10B-SFH-1L-MCV-PG21 D10B-SFH-1L-MCV-2PG21 D10B-SFH-1L-MCV-PG29 D10B-SFH-1L-MCV-2PG29	M25 2M25 M32 2M32 PG21 2PG21 PG29 2PG29
Cable to cable			Surface mounting hing construction		
Housings			Housings		
	D10B-CCTH-1L-M25 D10B-CCTH-1L-M32 D10B-CCTH-1L-PG21 D10B-CCTH-1L-PG29	M25 M32 PG21 PG29		With metal cover D10B-SFH-1L-MCV-M25 D10B-SFH-1L-MCV-2M25 D10B-SFH-1L-MCV-M32 D10B-SFH-1L-MCV-2M32 D10B-SFH-1L-MCV-PG21 D10B-SFH-1L-MCV-2PG21 D10B-SFH-1L-MCV-PG29 D10B-SFH-1L-MCV-2PG29	M25 2M25 M32 2M32 PG21 2PG21 PG29 2PG29
Cable to cable Hing construction			Surface mounting hing construction		

D10B ▪ Series	Type	Thread	D10B ▪ Series	Type	Thread
Hoods			Housings		
	D10B-SE-4g-M20 D10B-SE-4g-M25 D10B-SE-4g-PG16	M20 M25 PG16		D10B-SFH-2L-M25 D10B-SFH-2L-2M25 D10B-SFH-2L-M32 D10B-SFH-2L-2M32 D10B-SFH-2L-PG21 D10B-SFH-2L-2PG21 D10B-SFH-2L-PG29 D10B-SFH-2L-2PG29	M25 2M25 M32 2M32 PG21 2PG21 PG29 2PG29
Side entry			Cable to cable Hing construction		
Hoods			Housings		
	D10B-SEH-4g-M25 D10B-SEH-4g-M32 D10B-SEH-4g-PG21 D10B-SEH-4g-PG29	M25 M32 PG21 PG29		D10B-SFH-2L-M25 D10B-SFH-2L-2M25 D10B-SFH-2L-M32 D10B-SFH-2L-2M32 D10B-SFH-2L-PG21 D10B-SFH-2L-2PG21 D10B-SFH-2L-PG29 D10B-SFH-2L-2PG29	M25 2M25 M32 2M32 PG21 2PG21 PG29 2PG29
Side entry Hing construction			Cable to cable Hing construction		
Hoods			Housings		
	D10B-TE-4g-M20 D10B-TE-4g-M25 D10B-TE-4g-PG16	M20 M25 PG16		D10B-CCT-2L-M20 D10B-CCT-2L-M25 D10B-CCT-2L-PG16	M20 M25 PG16
Top entry			Cable to cable		
Hoods			Housings		
	D10B-TEH-4g-M25 D10B-TEH-4g-M32 D10B-TEH-4g-PG21 D10B-TEH-4g-PG29	M25 M32 PG21 PG29		D10B-CCTH-2L-M25 D10B-CCTH-2L-M32 D10B-CCTH-2L-PG21 D10B-CCTH-2L-PG29	M25 M32 PG21 PG29
Top entry Hing construction			Cable to cable Hing construction		
Housings			Protection covers		
	D10B-BK-2L	—		With plastic cover D10B-CV-4C	—
Bulkhead mounting			Plastic cover		
Housings			Protection covers		
	D10B-SF-2L-M20 D10B-SF-2L-2M20 D10B-SF-2L-M25 D10B-SF-2L-2M25 D10B-SF-2L-PG16 D10B-SF-2L-2PG16	M20 2M20 M25 2M25 PG16 2PG16		With plastic cover D10B-CV-4g With metal cover D10B-MCV-4g	— —
Surface mounting			Plastic		

D10B ▪ Series	Type	Thread	D10B ▪ Series	Type	Thread
Hoods					
	D10B-SE-2L-M20 D10B-SE-2L-PG16	M20 PG16			
Side entry					
Hoods			Housings		
	D10B-SEH-2L-M25 D10B-SEH-2L-M32 D10B-SEH-2L-PG21 D10B-SEH-2L-PG29	M25 M32 PG21 PG29		With plastic cover D10B-SF-4g-CV-M20 D10B-SF-4g-CV-2M20 D10B-SF-4g-CV-M25 D10B-SF-4g-CV-2M25 D10B-SF-4g-CV-PG16 D10B-SF-4g-CV-2PG16	M20 2M20 M25 2M25 PG16 2PG16
Side entry Hing construction			Surface mounting		
Hoods			Hoods		
	D10B-TE-2L-M20 D10B-TE-2L-PG16	M20 PG16			
Top entry					
Hoods			Housings		
	D10B-TEH-2L-M25 D10B-TEH-2L-M32 D10B-TEH-2L-PG21 D10B-TEH-2L-PG29	M25 M32 PG21 PG29		With plastic cover D10B-SFH-4g-CV-M25 D10B-SFH-4g-CV-2M25 D10B-SFH-4g-CV-M32 D10B-SFH-4g-CV-2M32 D10B-SFH-4g-CV-PG21 D10B-SFH-4g-CV-PG29 D10B-SFH-4g-CV-2PG21 D10B-SFH-4g-CV-PG29 D10B-SFH-4g-CV-2PG29	M25 2M25 M32 2M32 PG21 2PG21 PG29 2PG21 PG29 2PG29
Top entry Hing construction			Surface mounting Hing construction		
Housings			Hoods		
	D10B-BK-4g With plastic cover D10B-BK-4g-CV With metal cover D10B-BK-4g-MCV	— — — —			
Bulkhead mounting					







D16B ▪ Series	Type	Thread	D16B ▪ Series	Type	Thread
Hoods			Housings		
	D16B-SE-2g-M25 D16B-SE-2g-M32 D16B-SE-2g-PG21	M25 M32 PG21		D16B-BK-1L With plastic cover D16B-BK-1L-CV With metal cover D16B-BK-1L-MCV	— — —
Side entry			Bulkhead mounting		
Hoods			Housings		
	D16B-SEH-2g-M32 D16B-SEH-2g-M40 D16B-SEH-2g-PG21 D16B-SEH-2g-PG29	M32 M40 PG21 PG29		D16B-SF-1L-M25 D16B-SF-1L-2M25 D16B-SF-1L-PG21 D16B-SF-1L-2PG21 With plastic cover D16B-SF-1L-CV-M25 D16B-SF-1L-CV-2M25 D16B-SF-1L-CV-PG21 D16B-SF-1L-CV-2PG21 With metal cover D16B-SF-1L-MCV-M25 D16B-SF-1L-MCV-2M25 D16B-SF-1L-MCV-PG21 D16B-SF-1L-MCV-2PG21	M25 2M25 PG21 2PG21 M25 2M25 PG21 2PG21 M25 2M25 PG21 2PG21
Side entry Hing construction			Surface mounting		
Hoods			Hoods		
	D16B-TE-2g-M25 D16B-TE-2g-M32 D16B-TE-2g-PG21	M25 M32 PG21			
Top entry					
Hoods			Housings		
	D16B-TEH-2g-M32 D16B-TEH-2g-M40 D16B-TEH-2g-PG21 D16B-TEH-2g-PG29	M32 M40 PG21 PG29		D16B-SFH-1L-M32 D16B-SFH-1L-2M32 D16B-SFH-1L-PG21 D16B-SFH-1L-2PG21 D16B-SFH-1L-PG29 D16B-SFH-1L-2PG29 With plastic cover D16B-SFH-1L-CV-M32 D16B-SFH-1L-CV-2M32 D16B-SFH-1L-CV-PG21 D16B-SFH-1L-CV-2PG21 D16B-SFH-1L-CV-PG29 D16B-SFH-1L-CV-2PG29 With metal cover D16B-SFH-1L-MCV-M32 D16B-SFH-1L-MCV-2M32 D16B-SFH-1L-MCV-PG21 D16B-SFH-1L-MCV-2PG21 D16B-SFH-1L-MCV-PG29 D16B-SFH-1L-MCV-2PG29	M32 2M32 PG21 2PG21 PG29 2PG29 M32 2M32 PG21 2PG21 PG29 2PG29 M32 2M32 PG21 2PG21 PG29 2PG29
Top entry Hing construction			surface mounting hing construction		
Housings			Hoods		
	D16B-CCT-1L-M25 D16B-CCT-1L-M32 D16B-CCT-1L-PG21	M25 M32 PG21			
Cable to cable					
Housings			Hoods		
	D16B-CCTH-1L-M32 D16B-CCTH-1L-M40 D16B-CCTH-1L-PG21 D16B-CCTH-1L-PG29	M32 M40 PG21 PG29			
Cable to cable Hing construction					










D16B ▪ Series	Type	Thread	D16B ▪ Series	Type	Thread		
Hoods							
	D16B-SE-4g-M25	M25	Housings 	D16B-SFH-2L-M25	M25		
	D16B-SE-4g-M32	M32		D16B-SFH-2L-2M25	2M25		
	D16B-SE-4g-PG21	PG21		D16B-SFH-2L-M32	M32		
Side entry							
Hoods							
	D16B-SEH-4g-M25	M25		Cable to cable Hing construction 	D16B-SFH-2L-2M32	2M32	
	D16B-SEH-4g-M32	M32			D16B-SFH-2L-M40	M40	
	D16B-SEH-4g-M40	M40			D16B-SFH-2L-2M40	2M40	
	D16B-SEH-4g-PG21	PG21			D16B-SFH-2L-PG21	PG21	
	D16B-SEH-4g-PG29	PG29			D16B-SFH-2L-2PG21	2PG21	
Side entry Hing construction							
Hoods							
	D16B-TE-4g-M25	M25	Housings 		D16B-SFH-2L-PG29	PG29	
	D16B-TE-4g-M32	M32			D16B-SFH-2L-PG29	2PG29	
	D16B-TE-4g-PG21	PG21			D16B-CCT-2L-M25	M25	
Top entry							
Hoods							
	D16B-TEH-4g-M25	M25		Housings 	D16B-CCT-2L-M32	M32	
	D16B-TEH-4g-M32	M32			D16B-CCT-2L-PG21	PG21	
	D16B-TEH-4g-M40	M40			D16B-CCTH-2L-M25	M25	
	D16B-TEH-4g-PG21	PG21			D16B-CCTH-2L-M32	M32	
	D16B-TEH-4g-PG29	PG29			D16B-CCTH-2L-M40	M40	
Top entry Hing construction							
Housings							
	D16B-BK-2L	—	Protection covers 		With plastic cover D16B-CV-4C	—	
Bulkhead mounting							
Housings							
	D16B-SF-2L-M25	M25	Plastic cover 	With plastic cover D16B-CV-4g	—		
	D16B-SF-2L-2M25	2M25		Protection covers 	With metal cover D16B-MCV-4g	—	
	D16B-SF-2L-PG21	PG16			Plastic		
	D16B-SF-2L-2PG21	2PG16					
Surface mounting							




D16B ▪ Series	Type	Thread	D16B ▪ Series	Type	Thread	
Hoods						
	D16B-SE-2L-M25	M25	Housings 	D16B-SF-4g-M25	M25	
	D16B-SE-2L-M32	M32		D16B-SF-4g-2M25	2M25	
	D16B-SE-2L-PG21	PG21		D16B-SF-4g-PG21	PG21	
Side entry						
Hoods						
	D16B-SEH-2L-M25	M25		Surface mounting 	D16B-SF-4g-2PG21	2PG21
	D16B-SEH-2L-M32	M32			With plastic cover D16B-SF-4g-CV-M25	M25
	D16B-SEH-2L-M40	M40			D16B-SF-4g-CV-2M25	2M25
	D16B-SEH-2L-PG21	PG21			D16B-SF-4g-CV-PG21	PG21
	D16B-SEH-2L-PG29	PG29			D16B-SF-4g-CV-2PG21	2PG21
Side entry Hing construction						
Hoods						
	D16B-TE-2L-M25	M25	Surface mounting Hing construction 		With metal cover D16B-SF-4g-MCV-M25	M25
	D16B-TE-2L-M32	M32			D16B-SF-4g-MCV-2M25	2M25
	D16B-TE-2L-PG21	PG21			D16B-SF-4g-MCV-PG21	PG21
Top entry						
Hoods						
	D16B-TEH-2L-M25	M25		Housings 	D16B-SF-4g-MCV-2PG21	2PG21
	D16B-TEH-2L-M32	M32			D16B-SFH-4g-M32	M32
	D16B-TEH-2L-M40	M40			D16B-SFH-4g-2M32	2M32
	D16B-TEH-2L-PG21	PG21			D16B-SFH-4g-PG21	PG21
	D16B-TEH-2L-PG29	PG29			D16B-SFH-4g-2PG21	2PG21
Top entry Hing construction						
Housings						
	D16B-TEH-2L-M25	M25	Surface mounting Hing construction 		D16B-SFH-4g-PG29	PG29
	D16B-TEH-2L-M32	M32			D16B-SFH-4g-2PG29	2PG29
	D16B-TEH-2L-M40	M40			With plastic cover D16B-SFH-4g-CV-M32	M32
	D16B-TEH-2L-PG21	PG21		D16B-SFH-4g-CV-2M32	2M32	
	D16B-TEH-2L-PG29	PG29		D16B-SFH-4g-CV-PG21	PG21	
Top entry Hing construction						
Housings						
	D16B-BK-4g	—		Surface mounting Hing construction 	D16B-SFH-4g-CV-2PG21	2PG21
	With plastic cover D16B-BK-4g-CV	—			D16B-SFH-4g-CV-PG29	PG29
	With metal cover D16B-BK-4g-MCV	—			D16B-SFH-4g-CV-2PG29	2PG29
Bulkhead mounting						

D24B ▪ Series	Type	Thread	D24B ▪ Series	Type	Thread
Hoods			Housings		
	D24B-SE-2g-M25	M25		D24B-BK-1L	—
	D24B-SE-2g-M32	M32		With plastic cover	—
	D24B-SE-2g-PG21	PG21		D24B-BK-1L-CV	—
				With metal cover	—
				D24B-BK-1L-MCV	—
Side entry			Bulkhead mounting		
Hoods			Housings		
	D24B-SEH-2g-M32	M32		D24B-SF-1L-M25	M25
	D24B-SEH-2g-M40	M40		D24B-SF-1L-2M25	2M25
	D24B-SEH-2g-PG21	PG21		D24B-SF-1L-PG21	PG21
	D24B-SEH-2g-PG29	PG29		D24B-SF-1L-2PG21	2PG21
Side entry Hing construction			Surface mounting		
Hoods			Housings		
	D24B-TE-2g-M25	M25		With plastic cover	M25
	D24B-TE-2g-M32	M32		D24B-SF-1L-CV-2M25	2M25
	D24B-TE-2g-PG21	PG21		D24B-SF-1L-CV-PG21	PG21
				D24B-SF-1L-CV-2PG21	2PG21
Top entry			Surface mounting		
Hoods			Housings		
	D24B-TEH-2g-M32	M32		D24B-SFH-1L-M32	M32
	D24B-TEH-2g-M40	M40		D24B-SFH-1L-2M32	2M32
	D24B-TEH-2g-PG21	PG21		D24B-SFH-1L-PG21	PG21
	D24B-TEH-2g-PG29	PG29		D24B-SFH-1L-2PG21	2PG21
Top entry Hing construction			Housings		
Housings			Housings		
	D24B-CCT-1L-M25	M25		With plastic cover	M32
	D24B-CCT-1L-M32	M32		D24B-SFH-1L-CV-2M32	2M32
	D24B-CCT-1L-PG21	PG21		D24B-SFH-1L-CV-PG21	PG21
				D24B-SFH-1L-CV-2PG21	2PG21
Cable to cable			surface mounting hing construction		
Housings			Housings		
	D24B-CCTH-1L-M32	M32		With metal cover	M32
	D24B-CCTH-1L-M40	M40		D24B-SFH-1L-MCV-2M32	2M32
	D24B-CCTH-1L-PG21	PG21		D24B-SFH-1L-MCV-PG21	PG21
	D24B-CCTH-1L-PG29	PG29		D24B-SFH-1L-MCV-2PG21	2PG21
Cable to cable Hing construction			Housings		
Housings			Housings		
	D24B-CCTH-1L-M32	M32		D24B-SFH-1L-MCV-PG29	PG29
	D24B-CCTH-1L-M40	M40		D24B-SFH-1L-MCV-2PG29	2PG29
	D24B-CCTH-1L-PG21	PG21			
	D24B-CCTH-1L-PG29	PG29			

D24B ▪ Series	Type	Thread	D24B ▪ Series	Type	Thread
Hoods			Housings		
	D24B-SE-4g-M25	M25		D24B-SFH-2L-M32	M32
	D24B-SE-4g-M32	M32		D24B-SFH-2L-2M32	2M32
	D24B-SE-4g-PG21	PG21		D24B-SFH-2L-M40	M40
				D24B-SFH-2L-2M40	2M40
Side entry			Cable to cable Hing construction		
Hoods			Housings		
	D24B-SEH-4g-M32	M32		D24B-SFH-2L-PG21	PG21
	D24B-SEH-4g-M40	M40		D24B-SFH-2L-2PG21	2PG21
	D24B-SEH-4g-PG21	PG21		D24B-SFH-2L-PG29	PG29
	D24B-SEH-4g-PG29	PG29		D24B-SFH-2L-2PG29	2PG29
Side entry Hing construction			Cable to cable		
Hoods			Housings		
	D24B-TE-4g-M25	M25		D24B-CCT-2L-M25	M25
	D24B-TE-4g-M32	M32		D24B-CCT-2L-M32	M32
	D24B-TE-4g-PG21	PG21		D24B-CCT-2L-PG21	PG21
				D24B-CCT-2L-PG21	PG21
Top entry			Cable to cable		
Hoods			Housings		
	D24B-TEH-4g-M32	M32		D24B-CCTH-2L-M32	M32
	D24B-TEH-4g-M40	M40		D24B-CCTH-2L-M40	M40
	D24B-TEH-4g-PG21	PG21		D24B-CCTH-2L-PG21	PG21
	D24B-TEH-4g-PG29	PG29		D24B-CCTH-2L-PG29	PG29
Top entry Hing construction			Cable to cable Hing construction		
Housings			Protection covers		
	D24B-BK-2L	—		With plastic cover	—
				D24B-CV-4C	—
Bulkhead mounting			Plastic cover		
Housings			Protection covers		
	D24B-SF-2L-M25	M25		With plastic cover	—
	D24B-SF-2L-2M25	2M25		D24B-CV-4g	—
	D24B-SF-2L-PG21	PG21		With metal cover	—
	D24B-SF-2L-2PG21	2PG21		D24B-MCV-4g	—
Surface mounting			Plastic		

D24B ▪ Series	Type	Thread	D24B ▪ Series	Type	Thread	
 Hoods	D24B-SE-2L-M25	M25	 Housings	D24B-SF-4g-M25	M25	
	D24B-SE-2L-M32	M32		D24B-SF-4g-2M25	2M25	
	D24B-SE-2L-PG21	PG21		D24B-SF-4g-PG21	PG21	
Side entry				D24B-SF-4g-2PG21	2PG21	
	 Hoods	D24B-SEH-2L-M32		M32	With plastic cover	
		D24B-SEH-2L-M40		M40	D24B-SF-4g-CV-M25	M25
		D24B-SEH-2L-PG21		PG21	D24B-SF-4g-CV-2M25	2M25
D24B-SEH-2L-PG29		PG29		D24B-SF-4g-CV-PG21	PG21	
Side entry Hing construction				D24B-SF-4g-CV-2PG21	2PG21	
	 Hoods	D24B-TE-2L-M25		M25	With metal cover	
		D24B-TE-2L-M32		M32	D24B-SF-4g-MCV-M25	M25
		D24B-TE-2L-PG21		PG21	D24B-SF-4g-MCV-2M25	2M25
			D24B-SF-4g-MCV-PG21	PG21		
Top entry			D24B-SF-4g-MCV-2PG21	2PG21		
	 Hoods	D24B-SFH-4g-M32	M32	With plastic cover		
		D24B-SFH-4g-2M32	2M32	D24B-SFH-4g-CV-M32	M32	
D24B-SFH-4g-PG21		PG21	D24B-SFH-4g-CV-2M32	2M32		
Top entry Hing construction			D24B-SFH-4g-CV-PG21	PG21		
	 Housings	D24B-TEH-2L-M32	M32	D24B-SFH-4g-CV-2PG21	2PG21	
		D24B-TEH-2L-M40	M40	D24B-SFH-4g-CV-PG29	PG29	
		D24B-TEH-2L-PG21	PG21	D24B-SFH-4g-CV-PG29	PG29	
D24B-TEH-2L-PG29		PG29	D24B-SFH-4g-CV-2PG29	2PG29		
Housings	D24B-BK-4g	—	With metal cover			
	With plastic cover		D24B-SFH-4g-MCV-M32	M32		
	D24B-BK-4g-CV	—	D24B-SFH-4g-MCV-2M32	2M32		
	With metal cover		D24B-SFH-4g-MCV-PG21	PG21		
	D24B-BK-4g-MCV	—	D24B-SFH-4g-MCV-2PG21	2PG21		
Bulkhead mounting			D24B-SFH-4g-MCV-PG29	PG29		
			D24B-SFH-4g-MCV-2PG29	2PG29		

D32B ▪ Series	Type	Thread	D32B ▪ Series	Type	Thread
 Hoods	D32B-SE-2g-M32	M32	 Hoods	D32B-SE-4g-M32	M32
	D32B-SE-2g-M40	M40		D32B-SE-4g-M40	M40
	D32B-SE-2g-M50	M50		D32B-SE-4g-M50	M50
	D32B-SE-2g-PG29	PG29		D32B-SE-4g-PG29	PG29
	D32B-SE-2g-PG36	PG36		D32B-SE-4g-PG36	PG36
	D32B-SE-2g-PG42	PG42		D32B-SE-4g-PG42	PG42
Side entry			Side entry		
	 Hoods	D32B-TE-2g-M32		M32	 Hoods
D32B-TE-2g-M40		M40	D32B-TE-4g-M40	M40	
D32B-TE-2g-M50		M50	D32B-TE-4g-M50	M50	
D32B-TE-2g-PG29		PG29	D32B-TE-4g-PG29	PG29	
D32B-TE-2g-PG36		PG36	D32B-TE-4g-PG36	PG36	
D32B-TE-2g-PG42	PG42	D32B-TE-4g-PG42	PG42		
Top entry			Top entry Hing construction		
	 Housings	D32B-BK-1L		—	 Hoods
Bulkhead mounting					
	 Housings	D32B-SF-1L-M32	M32	 Hoods	D32B-SF-2L-M32
D32B-SF-1L-2M32		2M32	D32B-SF-2L-2M32		2M32
D32B-SF-1L-M40		M40	D32B-SF-2L-M40		M40
D32B-SF-1L-2M40		2M40	D32B-SF-2L-2M40		2M40
D32B-SF-1L-PG29		PG29	D32B-SF-2L-PG29		PG29
D32B-SF-1L-2PG29		2PG29	D32B-SF-2L-2PG29		2PG29
D32B-SF-1L-PG36		PG36	D32B-SF-2L-PG36		PG36
D32B-SF-1L-2PG36		2PG36	D32B-SF-2L-2PG36		2PG36
Surface mounting	With plastic cover		 Housings	D32B-CCT-2L-M32	M32
	D32B-SF-1L-CV-M32	M32		D32B-CCT-2L-M40	M40
	D32B-SF-1L-CV-2M32	2M32		D32B-CCT-2L-M50	M50
	D32B-SF-1L-CV-M40	M40		D32B-CCT-2L-PG29	PG29
	D32B-SF-1L-CV-2M40	2M40		D32B-CCT-2L-PG36	PG36
D32B-SF-1L-CV-PG29	PG29	D32B-CCT-2L-PG42	PG42		
D32B-SF-1L-CV-PG36	PG36				
D32B-SF-1L-CV-2PG36	2PG36				

D48B ▪ Series	Type	Thread	D48B ▪ Series	Type	Thread
Hoods			Housings		
	D48B-SE-2g-M32	M32			
	D48B-SE-2g-M40	M40			
	D48B-SE-2g-M50	M50			
	D48B-SE-2g-PG29	PG29			
	D48B-SE-2g-PG36	PG36			
	D48B-SE-2g-PG42	PG42			
Side entry					
Hoods					
	D48B-TE-2g-M32	M32			
	D48B-TE-2g-M40	M40			
	D48B-TE-2g-M50	M50			
	D48B-TE-2g-PG29	PG29			
	D48B-TE-2g-PG36	PG36			
	D48B-TE-2g-PG42	PG42			
Top entry					
Housings					
	D48B-BK-1L	—			
	With plastic cover	—			
	D48B-BK-1L-CV	—			
Bulkhead mounting					
Surface mounting					
	D48B-SF-1L-M32	M32			
	D48B-SF-1L-2M32	2M32			
	D48B-SF-1L-M40	M40			
	D48B-SF-1L-2M40	2M40			
	D48B-SF-1L-PG29	PG29			
	D48B-SF-1L-2PG29	2PG29			
	D48B-SF-1L-PG36	PG36			
	D48B-SF-1L-2PG36	2PG36			
	With plastic cover				
	D48B-SF-1L-CV-M32	M32			
	D48B-SF-1L-CV-2M32	2M32			
	D48B-SF-1L-CV-M40	M40			
	D48B-SF-1L-CV-2M40	2M40			
	D48B-SF-1L-CV-PG29	PG29			
	D48B-SF-1L-CV-2PG29	2PG29			
	D48B-SF-1L-CV-PG36	PG36			
	D48B-SF-1L-CV-2PG36	2PG36			

常用组合套件 Set general introduction

常用套件快速选型方式 Quick suites selection

芯件选择：芯件针数大于或等于应用回路数使用需求。
Insert & contact selection: Pin number of insert & contact is bigger than or equal to the circuit number.

参数确认：额定电流、额定电压是否满足实际需求。
Parameters validation: Whether rated current, rated voltage can meet the actual demand.

上壳选择：进线方式（侧面、顶部）便于走线。
锁扣方式方便现场操作。
选择符合电缆大小的壳体螺纹（电缆直径在电缆接头锁紧范围内）。
Hoods selection: Entry mode (side, top) meets cabling arrangement.
Locking method facilitate on-site operation.
The hoods thread should compatible with the size of cabling (cable diameter should within cable joint locking range).

下壳选择：进线方式与现场走线一致（开孔、表面）。
锁扣方式与上壳匹配。
表面安装需确认入口螺纹大小（与上壳方法一致）。
Housing selection: Entry mode meets cabling arrangement on site (bulkhead mounting, surface mounting).
Locking method compatible with hoods.
For surface mounting the entry thread size should be confirmed (the same as that of hoods).


根据以上四点即可确认套件型号。
The suites type can be determined based on above 4 points.

DE ▪ Series 6 Circuit 500V,16A




Side-entry & bulkhead	Top-entry & bulkhead	Side-entry & bulkhead	Top-entry & bulkhead	Side-entry & bulkhead cover	Top-entry & bulkhead cover
Type: HDC-DE-006-M-0001AH	Type: HDC-DE-006-M-0002AH	Type: HDC-DE-006-M-0003AH	Type: HDC-DE-006-M-0004AH	Type: HDC-DE-006-M-0005AH	Type: HDC-DE-006-M-0006AH
Cable gland: M20,M25,PG11	Cable gland: M20,M25,PG11	Cable gland: M20,M25,PG11	Cable gland: M20,M25,PG11	Cable gland: M20,M25,PG11	Cable gland: M20,M25,PG11

DE • Series 10 Circuit 500V,16A



Side-entry & bulkhead	Top-entry & bulkhead	Side-entry & bulkhead	Top-entry & bulkhead	Side-entry & bulkhead cover	Top-entry & bulkhead cover
Type: HDC-DE-010-M-0001AH	Type: HDC-DE-010-M-0002AH	Type: HDC-DE-010-M-0003AH	Type: HDC-DE-010-M-0004AH	Type: HDC-DE-010-M-0005AH	Type: HDC-DE-010-M-0006AH
Cable gland: M20,M25,PG11	Cable gland: M20,M25,PG16	Cable gland: M20,M25,PG16	Cable gland: M20,M25,PG16	Cable gland: M20,M25,PG16	Cable gland: M20,M25,PG16

DE • Series 16 Circuit 500V,16A




Side-entry & bulkhead	Top-entry & bulkhead	Side-entry & bulkhead	Top-entry & bulkhead	Side-entry & bulkhead cover	Top-entry & bulkhead cover
Type: HDC-DE-016-M-0001AH	Type: HDC-DE-016-M-0002AH	Type: HDC-DE-016-M-0003AH	Type: HDC-DE-016-M-0004AH	Type: HDC-DE-016-M-0005AH	Type: HDC-DE-016-M-0006AH
Cable gland: M25,PG21	Cable gland: M25,PG21	Cable gland: M25,PG21	Cable gland: M25,PG21	Cable gland: M25,PG21	Cable gland: M25,PG21

DE • Series 10 Circuit 500V,16A



Side-entry & bulkhead	Top-entry & bulkhead	Side-entry & bulkhead	Top-entry & bulkhead	Side-entry & bulkhead cover	Top-entry & bulkhead cover
Type: HDC-DE-010-M-0011AH	Type: HDC-DE-010-M-0012AH	Type: HDC-DE-010-M-0013AH	Type: HDC-DE-010-M-0014AH	Type: HDC-DE-010-M-0015AH	Type: HDC-DE-010-M-0016AH
Cable gland: M20,M25,PG11	Cable gland: M20,M25,PG16	Cable gland: M20,M25,PG16	Cable gland: M20,M25,PG16	Cable gland: M20,M25,PG16	Cable gland: M20,M25,PG16

DE • Series 16 Circuit 500V,16A



Side-entry & bulkhead	Top-entry & bulkhead	Side-entry & bulkhead	Top-entry & bulkhead	Side-entry & bulkhead cover	Top-entry & bulkhead cover
Type: HDC-DE-016-M-0011AH	Type: HDC-DE-016-M-0012AH	Type: HDC-DE-016-M-0013AH	Type: HDC-DE-016-M-0014AH	Type: HDC-DE-016-M-0015AH	Type: HDC-DE-016-M-0016AH
Cable gland: M25,PG21	Cable gland: M25,PG21	Cable gland: M25,PG21	Cable gland: M25,PG21	Cable gland: M25,PG21	Cable gland: M25,PG21

DE • Series 24 Circuit 500V,16A




Side-entry & bulkhead	Top-entry & bulkhead	Side-entry & bulkhead	Top-entry & bulkhead	Side-entry & bulkhead cover	Top-entry & bulkhead cover
Type: HDC-DE-024-M-0001AH	Type: HDC-DE-024-M-0002AH	Type: HDC-DE-024-M-0003AH	Type: HDC-DE-024-M-0004AH	Type: HDC-DE-024-M-0005AH	Type: HDC-DE-024-M-0006AH
Cable gland: M25,PG21	Cable gland: M25,PG21	Cable gland: M25,PG21	Cable gland: M25,PG21	Cable gland: M25,PG21	Cable gland: M25,PG21

DE • Series 24 Circuit 500V,16A



Side-entry & bulkhead	Top-entry & bulkhead	Side-entry & bulkhead	Top-entry & bulkhead	Side-entry & bulkhead cover	Top-entry & bulkhead cover
Type: HDC-DE-024-M-0011AH	Type: HDC-DE-024-M-0012AH	Type: HDC-DE-024-M-0013AH	Type: HDC-DE-024-M-0014AH	Type: HDC-DE-024-M-0015AH	Type: HDC-DE-024-M-0016AH
Cable gland: M25,PG21	Cable gland: M25,PG21	Cable gland: M25,PG21	Cable gland: M25,PG21	Cable gland: M25,PG21	Cable gland: M25,PG21

DE • Series 32 Circuit 500V,16A



Side-entry & bulkhead	Top-entry & bulkhead	Side-entry & bulkhead	Top-entry & bulkhead	Side-entry & bulkhead	Top-entry & bulkhead
Type: HDC-DE-032-M-0001AH	Type: HDC-DE-032-M-0002AH	Type: HDC-DE-032-M-0003AH	Type: HDC-DE-032-M-0004AH	Type: HDC-DE-032-M-0005AH	Type: HDC-DE-032-M-0006AH
Cable gland: M32,PG29	Cable gland: M32,PG29	Cable gland: M32,PG29	Cable gland: M32,PG29	Cable gland: M32,PG29	Cable gland: M32,PG29

DE • Series 48 Circuit 500V,16A




Side-entry & bulkhead	Top-entry & bulkhead	Side-entry & bulkhead	Top-entry & bulkhead
Type: HDC-DE-048-M-0001AH	Type: HDC-DE-048-M-0002AH	Type: HDC-DE-048-M-0003AH	Type: HDC-DE-048-M-0004AH
Cable gland: M32,M40,PG29	Cable gland: M32,M40,PG29	Cable gland: M32,M40,PG29	Cable gland: M32,M40,PG29


Top entry										Side entry					
1 Locking levers															
2 Locking levers															
Drawing(mm)															
Series	A	B	H	M	PG	Part number		A	B	H	M	PG	Part number		
						2bolts	4bolts						2bolts	4bolts	
D3A	28	27	60	M20	PG11	D3A-TE-2g		28	27	54.5	M20	PG11	D3A-SE-2g		
D10A	63	29.5	47	M20	PG13.5	D10A-TE-2g		63	29.5	51.5	M20	PG13.5	D10A-SE-2g		
	63	36	67.5	M25	PG16	D10A-TEH-2g		63	36	67.5	M25	PG16	D10A-SEH-2g		
D16A	79.5	29.5	47	M20	PG13.5	D16A-TE-2g		79.5	29.5	61.5	M20	PG13.5	D16A-SE-2g		
	79.5	36	70.5	M25	PG16	D16A-TEH-2g		79.5	36	70.5	M25	PG16	D16A-SEH-2g		
D32A	82	56	79	M32	PG29		D32A-TEH-4g	82	56	60	M25	PG21		D32A-SE-4g	
								82	56	79	M32	PG29		D32A-SEH-4g	
D6B	60	43	40	M20	PG13.5	D6B-TE-2g		60	43	43	M20	PG13.5	D6B-SE-2g		
	60	43	72	M32	PG21	D6B-TEH-2g		60	43	72	M32	PG21	D6B-SEH-2g		
D10B	73	43	45	M25	PG16	D10B-TE-2g	D10B-TE-4g	73	43	57	M25	PG16	D10B-SE-2g	D10B-SE-4g	
	73	43	72	M32	PG21	D10B-TEH-2g	D10B-TEH-4g	73	43	72	M32	PG21	D10B-SEH-2g	D10B-SEH-4g	
D16B	93.5	43	45	M25	PG21	D16B-TE-2g	D16B-TE-4g	93.5	43	62.5	M25	PG21	D16B-SE-2g	D16B-SE-4g	
	93.5	43	76	M32	PG29	D16B-TEH-2g	D16B-TEH-4g	93.5	43	76	M32	PG29	D16B-SEH-2g	D16B-SEH-4g	
D24B	120	43	55	M32	PG21	D24B-TE-2g	D24B-TE-4g	120	43	62.5	M32	PG21	D24B-SE-2g	D24B-SE-4g	
	120	43	76	M40	PG29	D24B-TEH-2g	D24B-TEH-4g	120	43	76	M40	PG29	D24B-SEH-2g	D24B-SEH-4g	
D32B	94	82.5	94	M40	PG36	D32B-TE-2g	D32B-TE-4g	94	82.5	94	M40	PG36	D32B-SE-2g	D32B-SE-4g	
D48B	132	90	98	M50	PG42	D48B-TE-2g		132	90	98	M50	PG42	D48B-SE-2g		

Bulkhead mounting										Surface mounting							
1 Locking levers																	
2 Locking levers																	
Drawing(mm)																	
Series	A	B	C	E	H	Part number		A	B	C	E	H	M	PG	Part number		
						1 Locking levers	2 Locking levers								1 Locking levers	2 Locking levers	
D3A	28	40		28	23	D3A-BK-1L		30	40		57	27	M20	PG11	D3A-SF-1L		
	28	40		28	23	D3A-BK-1L-MCV											
D10A	70	81	17.5	29	26	D10A-BK-1L		48	75	40	50	52	M20	PG16	D10A-SF-1L		
D16A	86	96	17.5	29	26	D16A-BK-1L		64	80	40	50	57	M25	PG16	D16A-SF-1L		
D32A	92	102	42	56	28.5		D32A-BK-2L	94	106	46	57	82	M32	PG21		D32A-SF-2L	
D6B	70	80	32	43.5	28.5	D6B-BK-1L		70	82	40	52	57	M25	PG16	D6B-SF-1L		
								70	82	45	57	74	M32	PG21	D6B-SFH-1L		
D10B	83	93	32	43.5	28.5	D10B-BK-1L		82	94	40	52	54	M25	PG16	D10B-SF-1L	D10B-SF-2L	
	83	93	32	43.5	28.5		D10B-BK-2L	82	94	45	57	81	M32	PG21	D10B-SFH-1L	D10B-SFH-2L	
D16B	103	113	32	43.5	28.5	D16B-BK-1L		105	117	45	57	56	M25	PG21	D16B-SF-1L	D16B-SF-2L	
	103	113	32	43.5	28.5		D16B-BK-2L	105	117	45	57	81	M32	PG29	D16B-SFH-1L	D16B-SFH-2L	
D24B	130	140	32	43.5	28.5	D24B-BK-1L		132	144	45	57	56	M25	PG21	D24B-SF-1L	D24B-SF-2L	
	130	140	32	43.5	28.5		D24B-BK-2L	132	144	45	57	81	M25	PG21	D24B-SFH-1L	D24B-SFH-2L	
D32B	110	124	65	90	33	D32B-BK-1L		112	125	67	87	90	M40	PG36	D32B-SF-1L	D32B-SF-2L	
	110	124	65	90	33		D32B-BK-2L										
D48B	148	165	70	96	40	D48B-BK-1L		111	141	106	120	99	M40	PG36	D48B-SF-1L		

Crimp contacts - Series




Contacts, silver-plated		Contacts, gold plated		φ A	Wire gauge		Recommended stripping length
Male Contacts	Female Contacts	Male Contacts	Female Contacts		(mm ²)	(AWG)	
5A-SM-0.25	5A-SF-0.25	5A-GM-0.25	5A-GF-0.25	0.64	0.09-0.25	28-24	5mm
5A-SM-0.33	5A-SF-0.33	5A-GM-0.33	5A-GF-0.33	0.9	0.25-0.33	24-22	5mm
5A-SM-0.52	5A-SF-0.52	5A-GM-0.52	5A-GF-0.52	1.12	0.33-0.52	22-20	5mm



Contacts, silver-plated		Contacts, gold plated		φ A	Wire gauge		Recommended stripping length
Male Contacts	Female Contacts	Male Contacts	Female Contacts		(mm ²)	(AWG)	
10A-SM-0.37	10A-SF-0.37	10A-GM-0.37	10A-GF-0.37	0.9	0.14-0.37	26-22	8mm
10A-SM-0.5	10A-SF-0.5	10A-GM-0.5	10A-GF-0.5	1.1	0.50	20	8mm
10A-SM-0.75	10A-SF-0.75	10A-GM-0.75	10A-GF-0.75	1.3	0.75	18	8mm
10A-SM-1.0	10A-SF-1.0	10A-GM-1.0	10A-GF-1.0	1.45	1.00	18	8mm
10A-SM-1.5	10A-SF-1.5	10A-GM-1.5	10A-GF-1.5	1.75	1.50	16	8mm
10A-SM-2.5	10A-SF-2.5	10A-GM-2.5	10A-GF-2.5	2.25	2.50	14	6mm



Contacts, silver-plated		Contacts, gold plated		φ A	Wire gauge		Recommended stripping length
Male Contacts	Female Contacts	Male Contacts	Female Contacts		(mm ²)	(AWG)	
16A-SM-0.37	16A-SF-0.37	16A-GM-0.37	16A-GF-0.37	0.9	0.14-0.37	26-22	7.5mm
16A-SM-0.5	16A-SF-0.5	16A-GM-0.5	16A-GF-0.5	1.1	0.50	20	7.5mm
16A-SM-0.75	16A-SF-0.75	16A-GM-0.75	16A-GF-0.75	1.3	0.75	18	7.5mm
16A-SM-1.0	16A-SF-1.0	16A-GM-1.0	16A-GF-1.0	1.45	1.00	18	7.5mm
16A-SM-1.5	16A-SF-1.5	16A-GM-1.5	16A-GF-1.5	1.75	1.50	16	7.5mm
16A-SM-2.5	16A-SF-2.5	16A-GM-2.5	16A-GF-2.5	2.25	2.50	14	7.5mm
16A-SM-4.0	16A-SF-4.0	16A-GM-4.0	16A-GF-4.0	2.85	4.00	12	7.5mm



Contacts, silver-plated		Contacts, gold plated		φ A	Wire gauge		Recommended stripping length
Male Contacts	Female Contacts	Male Contacts	Female Contacts		(mm ²)	(AWG)	
40A-SM-1.5	40A-SF-1.5	40A-GM-1.5	40A-GF-1.5	1.75	1.50	16	9.0mm
40A-SM-2.5	40A-SF-2.5	40A-GM-2.5	40A-GF-2.5	2.25	2.50	14	9.0mm
40A-SM-4.0	40A-SF-4.0	40A-GM-4.0	40A-GF-4.0	2.85	4.0	12	9.5mm
40A-SM-6.0	40A-SF-6.0	40A-GM-6.0	40A-GF-6.0	3.50	6.0	10	9.5mm

Crimp contacts Tools



Crimping tool
Wire gauge: (TL1)0.14~4.0mm²
Order NO: TL1-4.0



Removal tool (10A)
Matching: DD,DDD,DM
Order NO: RT-10A



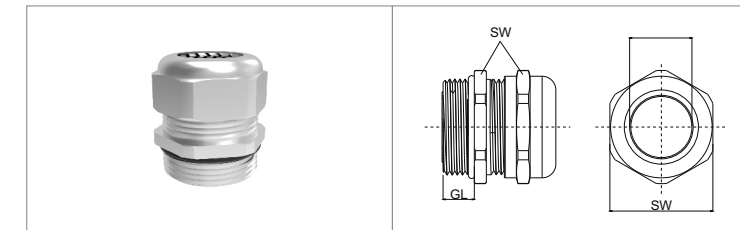
Removal tool (16A)
Matching: DEE,DM
Order NO: RT-16A



Removal tool (40A)
Matching: DM
Order NO: RT-40A

Cable glands

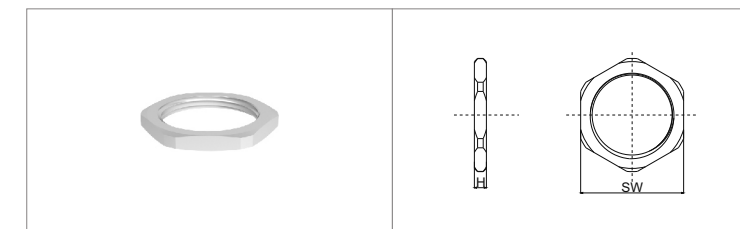
Metal cable gland
Material: Brass nickel plated
Seal material: NBR
Degree of protection: IP68
Press seal material: PA
Temperature range: -40~100°C



PG thread	Clamp range(φ)	SW	GL	Type
PG7	3-6.5	14	6	DDL-PG7M
PG9	4-8	17	7	DDL-PG9M
PG11	5-10	20	8	DDL-PG11M
PG13.5	6-12	22	8	DDL-PG13.5M
PG16	8-14	24	8	DDL-PG16M
PG21	13-18	30	8	DDL-PG21M
PG29	18-25	40	9	DDL-PG29M
PG36	22-32	50	10	DDL-PG36M
PG42	31-38	58	10	DDL-PG42M
PG48	37-44	64	12	DDL-PG48M

Metric	Clamp range(φ)	SW	GL	Type
M12x1.5	3-6.5	14	6	DDL-M12M
M16x1.5	5-10	18	7	DDL-M16M
M20x1.5	6-12	22	8	DDL-M20M
M25x1.5	13-18	30	8	DDL-M25M
M32x1.5	18-25	40	9	DDL-M32M
M40x1.5	22-32	50	10	DDL-M40M
M50x1.5	30-38	58	10	DDL-M50M
M63x1.5	37-44	68	12	DDL-M63M

Metal lock nut
Material: Brass nickel plated
Temperature range: -40~100°C

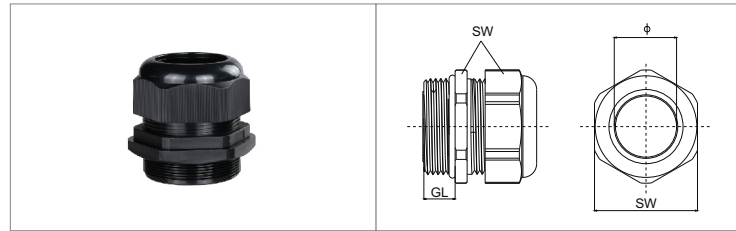


PG thread	Thickness(H)	SW	Type
PG7	2.5	14	DLM-PG7M
PG9	2.8	18	DLM-PG9M
PG11	3.0	20	DLM-PG11M
PG13.5	3.0	22	DLM-PG13.5M
PG16	3.0	24	DLM-PG16M
PG21	3.5	31	DLM-PG21M
PG29	4.0	40	DLM-PG29M
PG36	5.0	52	DLM-PG36M
PG42	5.0	58	DLM-PG42M
PG48	5.5	64	DLM-PG48M

Metric	Thickness(H)	SW	Type
M12x1.5	2.5	14	DLM-M12M
M16x1.5	2.8	18	DLM-M16M
M20x1.5	3.0	22	DLM-M20M
M25x1.5	3.0	27	DLM-M25M
M32x1.5	3.5	35	DLM-M32M
M40x1.5	4.5	43	DLM-M40M
M50x1.5	5.0	55	DLM-M50M
M63x1.5	5.5	68	DLM-M63M

Cable glands

Plastics Cable gland
 Material: Nylon
 Seal material: NBR
 Degree of protection: IP68
 Press seal material: PA
 Temperature range: -40~100°C

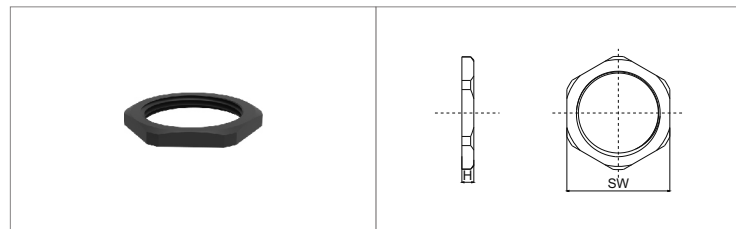


PG thread	Clamp range(φ)	SW	GL	Type
PG7	3-6.5	15	9.0	DDL-PG7P
PG9	4-8	19	9.0	DDL-PG9P
PG11	5-10	22	9.0	DDL-PG11P
PG13.5	6-12	24	9.0	DDL-PG13.5P
PG16	7-12	27	10	DDL-PG16P
PG21	13-18	33	12	DDL-PG21P
PG29	18-25	42	12	DDL-PG29P
PG36	22-32	52	16	DDL-PG36P
PG42	32-38	59	18	DDL-PG42P
PG48	37-44	64	15	DDL-PG48P

Metric	Clamp range(φ)	SW	GL	Type
M12x1.5	3-6.5	15	9	DDL-M12P
M16x1.5	4-8	19	9	DDL-M16P
M20x1.5	6-12	24	9	DDL-M20P
M25x1.5	11-15	32	12	DDL-M25P
M32x1.5	16-21	35	12	DDL-M32P
M40x1.5	22-32	51	16	DDL-M40P
M50x1.5	32-38	60	18	DDL-M50P
M63x1.5	37-44	65	15	DDL-M63P

Unit:mm

Plastics lock nut
 Material: Nylon
 Temperature range: -40~100°C

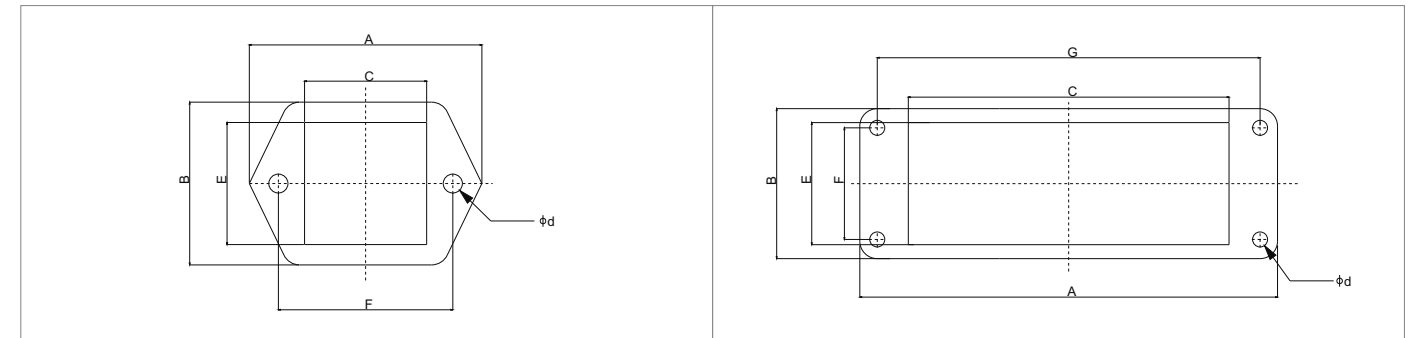


PG thread	Thickness(H)	SW	Type
PG7	4.5	18	DLM-PG7P
PG9	4.5	22	DLM-PG9P
PG11	5.0	24	DLM-PG11P
PG13.5	5.0	27	DLM-PG13.5P
PG16	5.5	30	DLM-PG16P
PG21	6.0	35	DLM-PG21P
PG29	7.0	45	DLM-PG29P
PG36	8.0	58	DLM-PG36P
PG42	8.0	65	DLM-PG42P
PG48	8.0	70	DLM-PG48P

Metric	Thickness(H)	SW	Type
M12x1.5	4.5	18	DLM-M12P
M16x1.5	5.0	22	DLM-M16P
M20x1.5	5.0	27	DLM-M20P
M25x1.5	5.2	33	DLM-M25P
M32x1.5	6.0	38	DLM-M32P
M40x1.5	8.0	52	DLM-M40P
M50x1.5	8.0	60	DLM-M50P
M63x1.5	8.0	73	DLM-M63P

Unit:mm

Housings mounting dimensions



Housings type	Mounting type	Dimensions(mm)						
		A	B	C	E	F	G	φd
D3A	Bulkhead	40	28	21	21	30	-	3.3
	Surface	40	28	-	-	30	-	3.3
D10A	Bulkhead	81	29.5	57.5	24	17.5	70	3.6
	Surface	80	50	-	-	40	48	4.5
D16A	Bulkhead	96	29.5	73.7	24	17.5	86	3.6
	Surface	96	50	-	-	40	64	4.5
D32A	Bulkhead	102	56	74.2	48.4	42	92	4.3
	Surface	106	57	-	-	46	94	5.5
D6B	Bulkhead	80	43	52.2	35	32	70	4.3
	Surface	82	52	-	-	40	70	5.5
D10B	Bulkhead	93	43	65.2	35	32	83	4.3
	Surface	94	52	-	-	40	82	5.5
D16B	Bulkhead	113	43	85.5	35	32	103	4.3
	Surface	117	57	-	-	45	105	5.5
D24B	Bulkhead	140	43	112.2	35	32	130	4.3
	Surface	144	57	-	-	45	132	5.5
D32B	Bulkhead	124	79	85.5	71	65	110	5.5
	Surface	124.5	81	-	-	67	112	5.5
D48B	Bulkhead	165	90	124	82	70	148	7
	Surface	132	120	-	-	106	111	6.5

应用领域


DEGSON 连接器广泛用于机器人、工业自动化、热流道模具、数控设备、纺织机械、轨道交通、电力行业、能源、风力发电等各种需要电气和信号连接的设备中；能够满足不同领域、不同场合的电气或信号的连接要求。

FIELD OF APPLICATION

DEGSON connectors are widely used in hot runner mold, robot, industrial automation, CNC equipment, textile machinery, rail transit, electric power industry, energy, wind power generation and soon various equipments requiring electrical and signal connection; it can meet electrical or signal connection requirement of different fields and situations.



交通技术
Transportation technology



数控设备
CNC equipment

轨道交通
Rail transit



工业自动化
Industrial automation



能源
Energy




机器人
Robot

电力行业
Electric power



热流道模具
Hot runner mold



环境政策

DEGSON[®] 认识到保护环境资源的重要性，并将其视为公司对社会应尽的义务，自觉满足产品的各项环保指标，为此我们制定以下环境战略方针：

- 1、满足客户需求，遵守国家和地方的法律、法规和其它环保要求。
- 2、环境保护为公司可持续发展的一项准则，坚持质量、效益和环保全面发展。
- 3、建立厂内废弃物管理，充分考虑在产品开发、生产、材料使用和废弃物处理等过程中可能影响环境的因素，提高企业内各场所的环境质量。
- 4、实施培训，全面提升全员的环境保护意识，实现环境管理体系和对环境保护能力的持续改进。
- 5、降耗节能，实现资源的充分利用。
- 6、向合作方及社会承诺为环境保护做出贡献。响应口号“人类只有一个地球”。
- 7、不断创新，开发新材料、新技术，制造节约型环保产品。

ENVIRONMENTAL POLICY

DEGSON realizes system regulation without lead in 2005 and has been granted ISO14001 in 2006. All the products conform to the European ROHS requirement.

DEGSON realizes the importance to protect environment resources, selfconsciously meets environment protection requirements for products and regards it as the responsibility.

Thus, we have made the following environment strategic policy :

- 1.To meet customers' demands and obey the national and local laws and regulations as well as other environmental protection requirements.
- 2.Take environmental protection as one criterion for continuing development of our company. Insist on fully development of quality, benefit and environmental protection.
- 3.Fully considering the factors which will influence the environment in the processes of product development, manufacturing, material usage and waste processing, establish management system of waste in order to improve the environment of our company.
- 4.To increase the employees' consciousness of environmental protection through training and to realize the continuing improvement of environment management system and the ability of environmental protection.
- 5.To make full use of resources and to decrease consumption of material in order to save energy.
- 6.To promise to our partners and society that we will make contribution to environment protection. There is only one Earth for our humanity.
- 7.To strive for making conservation-oriented and environment-friendly products through continuous innovation and developing new materials and technology.