


Multifunctional Gate Box MGB2 *Modular*



EUCHNER

More than safety.

EUCHNER

More than safety.



Headquarters in Leinfelden-Echterdingen



Logistics center in Leinfelden-Echterdingen



Production location in Unterböhringen

Internationally successful – the EUCHNER company

EUCHNER GmbH + Co. KG is a world-leading company in the area of industrial safety technology. EUCHNER has been developing and producing high-quality switching systems for mechanical and systems engineering for more than 60 years.

The medium-sized family-operated company based in Leinfelden, Germany, employs around 750 people around the world.

18 subsidiaries and other sales partners in Germany and abroad work for our international success on the market.

Quality and innovation – the EUCHNER products

A look into the past shows EUCHNER to be a company with a great inventive spirit. We take the technological and ecological challenges of the future as an incentive for extraordinary product developments.

EUCHNER safety switches monitor safety doors on machines and installations, help to minimize dangers and risks and thereby reliably protect people and processes. Today, our products range from electromechanical and electronic components to intelligent integrated safety solutions. Safety for people, machines and products is one of our dominant themes.

We define future safety technology with the highest quality standards and reliable technology. Extraordinary solutions ensure the great satisfaction of our customers.

The product ranges are subdivided as follows:

- ▶ Transponder-coded Safety Switches
- ▶ Transponder-coded Safety Switches with guard locking
- ▶ Multifunctional Gate Box MGB
- ▶ Access management systems (Electronic-Key-System EKS)
- ▶ Electromechanical Safety Switches
- ▶ Magnetically coded Safety Switches
- ▶ Enabling Switches
- ▶ Safety Relays
- ▶ Emergency Stop Devices
- ▶ Hand-Held Pendant Stations and Handwheels
- ▶ Safety Switches with AS-Interface
- ▶ Joystick Switches
- ▶ Position Switches

 **made
in
Germany**

General	4	
The logical further development of the MGB – the MGB2 <i>Modular</i>	4	
The new modularity – system components at a glance	5	
Example for the combination of MGB2 and MBM	7	
MGB2 <i>Modular</i> individual modules	8	
Bus modules MBM	10	Modular
Locking modules MGB2-L-...	14	
Handle modules MGB2-H-...	16	
Escape releases MGB-E-...	18	
Extension modules MCM	20	
Submodules MSM-1-...	22	
MGB2 <i>Modular</i> sets	26	Sets Modular
Accessories	32	
Index	36	

The logical further development of the MGB – the MGB2 Modular

- Modular design with submodules
- Up to six MGB2 Modular on one bus module
- Easy to extend
- Submodule replacement in operation
- For doors hinged on the right as well as on the left
- Integrated alignment aid



MGB2 – the next generation MGB

The new MGB2 represents the logical further development of the globally successful Multifunctional Gate Box MGB. A revised design, new and extended functions, as well as a modular layout offer maximum flexibility and cost-effectiveness. The MGB2 is more than just pure safety door

protection. It makes it possible to integrate into one device all the relevant functions related to the safety door. The MGB2 is suitable for both hinged and sliding doors.

Straightforward connection concept – standard cables suffice

In the *Modular* version, the MGB2 is connected to PROFINET/PROFIsafe via a bus module MBM. This module can either be connected directly to the MGB2 or, if space is tight, it can be mounted remotely. If the bus module is mounted remotely, as many as six MGB2 *Modular* can be connected to one MBM. The connection is made using standard M12 cables. You can identify *Modular* devices with compatible connections based on the letters MLI in the item designation. They have a corresponding M12 mating connector (MLI module plug connector, see example system on p. 13).

Thanks to the modular design, the MGB2 *Modular* can be variably equipped with different functions. The MGB2 *Modular* offers space for two submodules, each with up to three different controls.

The bus module MBM is available in two different versions; these two versions differ in the connection for PROFINET. An AIDA-compliant solution with RJ45 plug connectors and a solution with D-coded M12 connection are available. A common feature of both is the integrated PROFINET switch.

Several MGB2 Modular on one bus module MBM



Proven technology enriched with innovations

Like its successful predecessor model, the MGB2 is equipped with a very robust, industrial housing and has an integrated metal door stop, as well as an integrated mounting plate. It can be mounted on doors hinged on the left and right, as well as on sliding doors. Changeover is performed during mounting. The locking force of 2,000 N effectively prevents unintentional opening of the guard. The MGB2 *Modular* meets the requirements of all relevant standards, e.g. EN ISO 13849-1 and EN ISO 14119.

All screws are equipped with the same Torx-T10 drive so that a single tool is sufficient. These and many other minor improvements in the housing design ease mounting and the connection of the individual system components.

The new modularity – system components at a glance

Bus module MBM – data collector and gateway

With the bus module MBM, all EUCHNER *Modular* devices can be connected to a fieldbus system. The bus module has a direct connection for one *Modular* device such that one MGB2 *Modular* or one MCM *Modular* can be connected directly to a bus module (direct plug). If mounted remotely, as an alternative several *Modular* devices can be connected using M12 cables (cable connected). The *Modular* connection technology makes it possible to operate, e.g., up to six base units on one bus module MBM. Different plug connector variants are available for connection to fieldbus systems. A switch is integrated into Ethernet-based systems such that series wiring both of the bus system and the power supply is possible.

Bus module MBM



Locking module MGB2 *Modular* – guard locking for personnel and process protection

The MGB2 *Modular* locking module is available in different versions for process protection guard locking or personnel protection guard locking. It can be mounted on doors hinged on the left or right, and on sliding doors. Together with a handle module, safety doors can be used as movable guards with interlocking device, with or without guard locking according to EN ISO 14119.

There is space for up to two submodules MSM. In this way a very wide range of controls from emergency stop, through pushbuttons, to a key-operated rotary switch can be added such that a complete control terminal can be created on the door. And if that is not enough, there is the extension module MCM.

The MGB2 locking module is connected to an MBM bus module using an M12 connection. This module collects all data and communicates with the control system via a fieldbus.

Locking module MGB2 *Modular*



Extension module MCM *Modular* – even more space for functions

The extension module MCM can extend the functionality of the MGB2 considerably. If the maximum possible six controls in the locking module MGB2 are not enough or labeling is required, four further submodules MSM can be inserted into an extension module MCM. The extension module MCM *Modular* can be connected either directly to a bus module MBM or an MGB2 *Modular*. A 5-pin M12 connecting cable is also sufficient here. Alternatively, the extension module MCM *Modular* can be docked directly to the MGB2 *Modular* as well as to the bus module MBM. To be able to connect the MCM *Modular* to an MGB2 *Modular*, an additional plug is required for the module connection (see accessories section).

Extension module MCM *Modular*

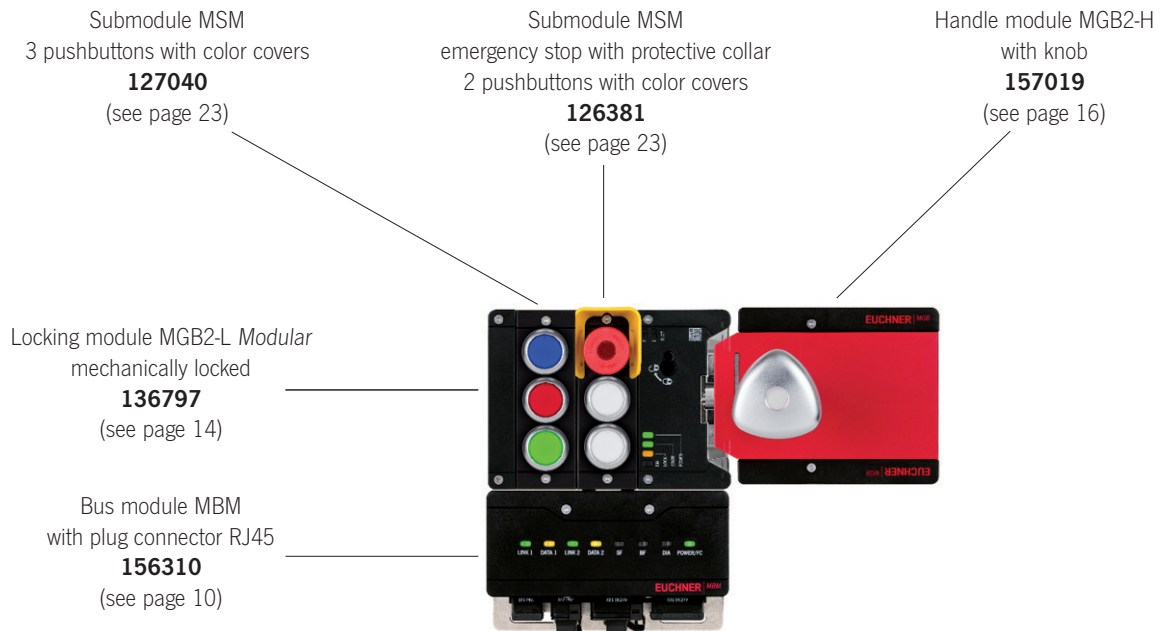


Submodules MSM – a new concept for maximum variety

A large selection of different submodules MSM make the MGB2 into a small control system. Different submodules are available to adapt the MGB2 or the MCM optimally to the control functions necessary for a machine or installation. Whether for labeling or with pushbuttons, an emergency stop or a connection for an enabling switch.



Example for the combination of MGB2 and MBM



MGB2

Modular

»Maximum flexibility – put together your specific MGB2 *Modular*.«

- ▶ Modular design with submodules
- ▶ Up to six MGB2 *Modular* on one bus module
- ▶ Easy to extend
- ▶ Submodule replacement in operation
- ▶ For doors hinged on the right as well as on the left
- ▶ Integrated alignment aid
- ▶ Compatible with all *Modular* devices

MGB2

Modular

Modular

Bus module



MBM



Locking module



MGB2-L

Handle module



MGB2-H

Escape release



MGB-E

Extension module



MCM

Submodules



MSM

Bus modules MBM



- ▶ Interface to PROFINET/PROFIsafe
- ▶ Integrated switch
- ▶ Compatible with all Modular devices

Details

PROFINET interface

The bus module MBM is available with one of the following PROFINET connections:

- ▶ Plug connector M12 D-coded (7/8" plug and M12 plug, D-coded) according to IEC 61076-2-101
- ▶ Plug connector RJ45 AIDA-compliant (push-pull plug according to IEC 61076-3-117, variant 14)

PROFINET switch

Linear topology network structure due to integrated switch (supports MRP).



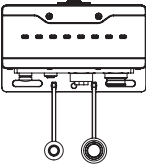


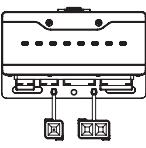
MLI connections (module plug connector)

An MGB2 Modular or an MCM Modular can be connected directly to a bus module (direct plug). Alternatively, the modules can be connected using commercially available connecting cables M12, 5-pin (cable connect).

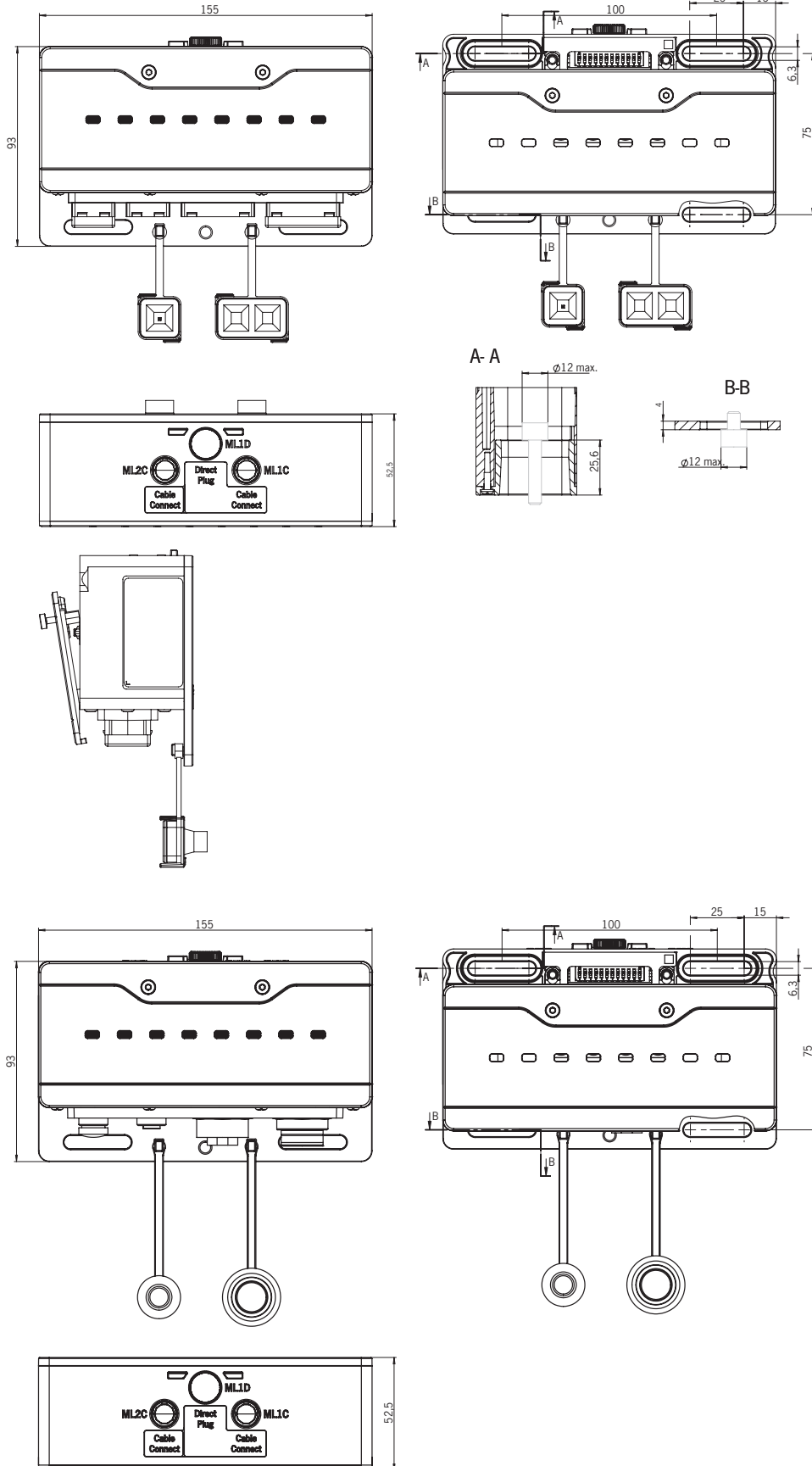
Further information

- ▶ Dimension drawings see p. 11
- ▶ Accessories and spare parts see p. 32
- ▶ For detailed information, enter the order number for the product in the search box at www.euchner.com.

Ordering table


Version		MLI connections	Order no./item
 		2 x MLI cable connect or 1 x MLI direct plug	<p style="text-align: center;">156312</p> MBM-PN-S4-MLI-3B-156312
 		2 x MLI cable connect or 1 x MLI direct plug	<p style="text-align: center;">156310</p> MBM-PN-S3-MLI-3B-156310

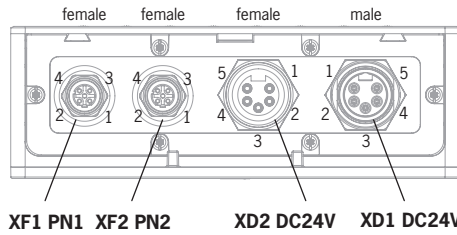
Dimension drawing



Terminal assignment

Version with 7/8" and M12 plugs, d-coded

Pin	Designation	Connections	Pin	Designation
XF1.1	Transmit Data +TD		XD1.1	N2 auxiliary voltage *0 V
XF1.2	Receive Data +RD		XD1.2	N1 operating voltage 0 V
XF1.3	Transmit Data -TD_N		XD1.3	Function earth
XF1.4	Receive Data -RD_N		XD1.4	L1 operating voltage DC 24 V
			XD1.5	L2 auxiliary voltage* DC 24 V




Pin	Designation
XF2.1	Transmit Data +TD
XF2.2	Receive Data +RD
XF2.3	Transmit Data -TD_N
XF2.4	Receive Data -RD_N

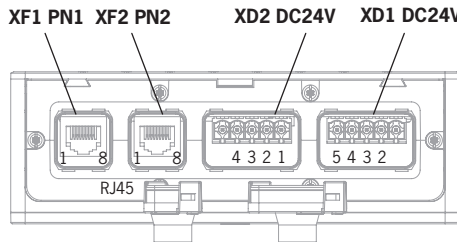
* The auxiliary voltage is not required for the MGB2 system

Pin	Designation
XD2.1	N2 auxiliary voltage *0 V
XD2.2	N1 operating voltage 0 V
XD2.3	Function earth
XD2.4	L1 operating voltage DC 24 V
XD2.5	L2 auxiliary voltage* DC 24 V

* The auxiliary voltage is not required for the MGB2 system

Version with push-pull plugs

Pin	Designation	Connections	Pin	Designation
XF1.1	Receive Data RD+		XD1.1	L1 operating voltage DC 24 V
XF1.2	Receive Data RD		XD1.2	N1 operating voltage 0 V
XF1.3	Transmit Data TD+		XD1.3	L2 auxiliary voltage* DC 24 V
XF1.4	n.c.		XD1.4	N2 auxiliary voltage* 0 V
XF1.5	n.c.		XD1.5	Function earth
XF1.6	Transmit Data TD			
XF1.7	n.c.			
XF1.8	n.c.			



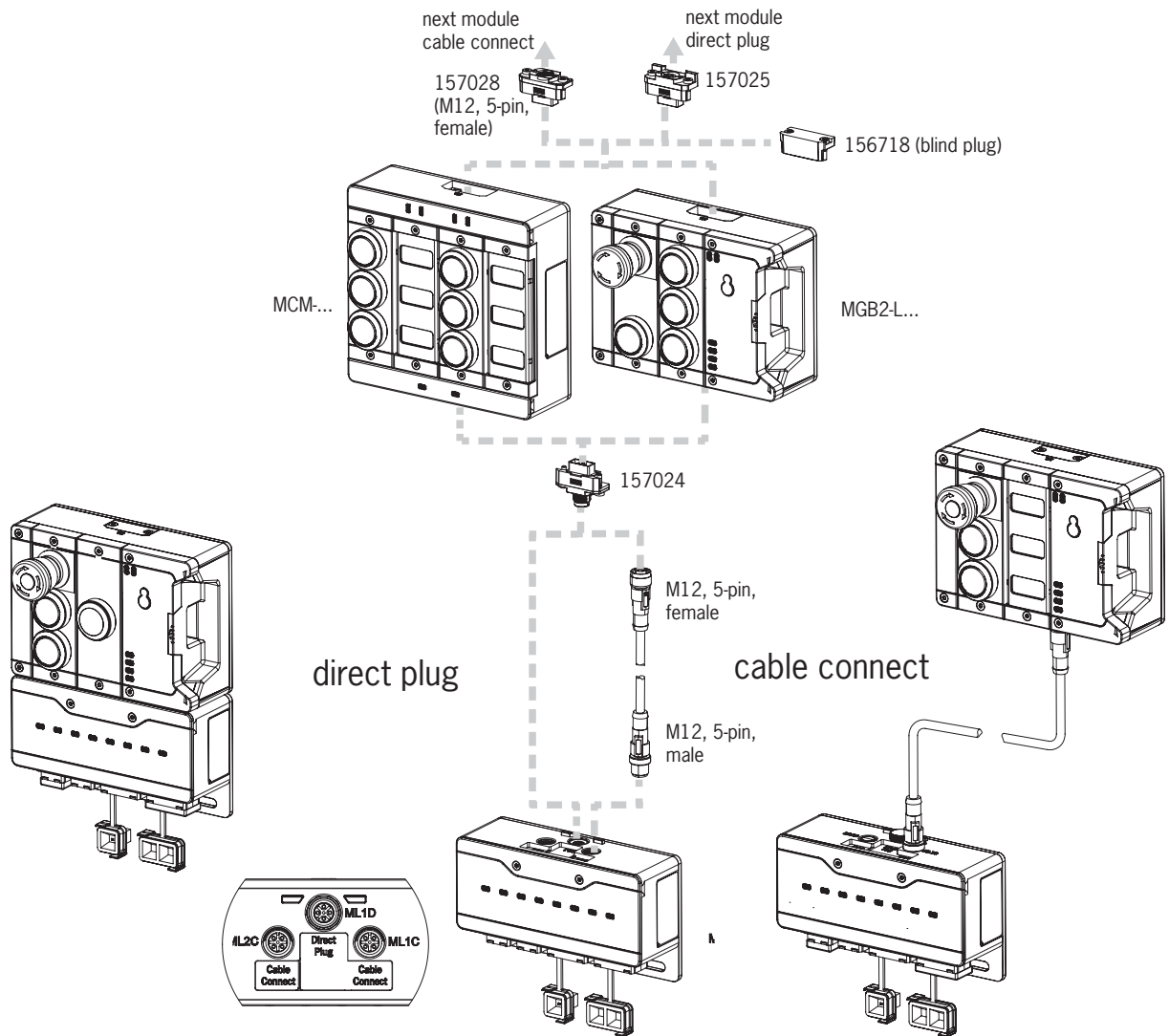
Pin	Designation
XF2.1	Receive Data RD+
XF2.2	Receive Data RD
XF2.3	Transmit Data TD+
XF2.4	n.c.
XF2.5	n.c.
XF2.6	Transmit Data TD
XF2.7	n.c.
XF2.8	n.c.

* The auxiliary voltage is not required for the MGB2 system

Pin	Designation
XD2.1	L1 operating voltage DC 24 V
XD2.2	N1 operating voltage 0 V
XD2.3	L2 auxiliary voltage* DC 24 V
XD2.4	N2 auxiliary voltage* 0 V
XD2.5	Function earth

* The auxiliary voltage is not required for the MGB2 system

Example for the combination of MGB2 Modular and MBM



Locking modules MGB2-L-...



- ▶ Guard locking for protection of personnel or processes
- ▶ Two slots for submodules
- ▶ Door hinge can be adjusted to right/left
- ▶ Category 4/PL e for the evaluation of all safety functions
- ▶ Compatible with all Modular devices

Details

Guard locking types

L1 Closed-circuit current principle

Guard locking by spring force. Release by applying voltage to the guard locking solenoid.

L2 Open-circuit current principle

Guard locking by solenoid force. Activation of the guard locking by applying voltage to the guard locking solenoid.

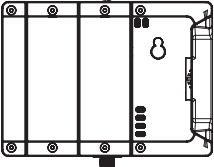




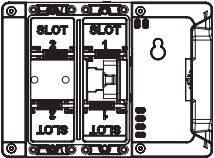
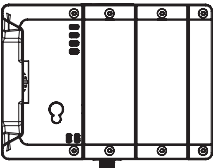


Door hinge

On the locking modules, the door hinge can be changed from right to left and vice versa at any time with little effort.

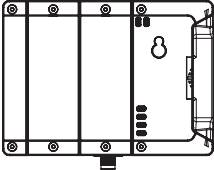




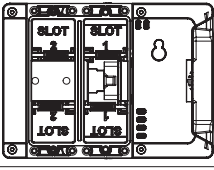
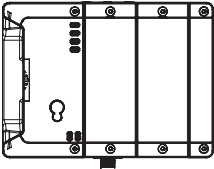


Further information

- ▶ Dimension drawings see p. 15
- ▶ Accessories and spare parts see p. 32
- ▶ For detailed information, enter the order number for the product in the search box at www.euchner.com.

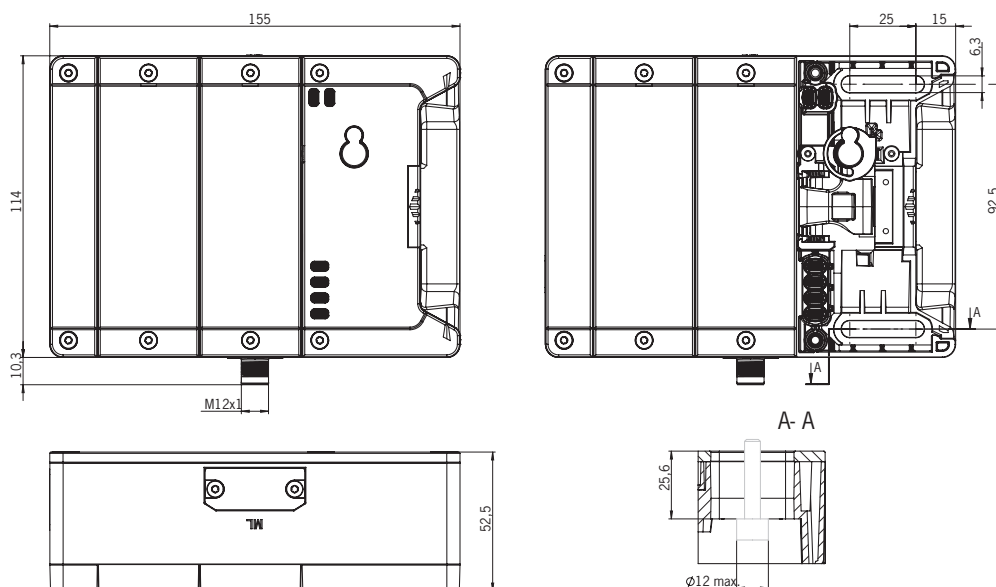
Ordering table

Version	Submodules		Plug connector	Door hinge (factory setting)	Order no./item
	Slot 1	Slot 2			
MGB2-L1 Closed-circuit current principle					
	 126372	 126372	1 x MLI 157024 1 x blanking cover 156718	Right	136797 MGB2-L1-MLU-YA4A4-BAR-136797
	 137610	 136687	1 x MLI 157024 1 x blanking cover 156718	Right	156374 MGB2-L1-MLU-YB1A1-DAR-156374
	-	-	-	-	136776 MGB2-L1-MLU-Y0000-BJ-136776
	 137610	 136687	1 x MLI 157024 1 x blanking cover 156718	Left	156377 MGB2-L1-MLU-YB1A1-DA-L-156377

MGB2-L

Version	Submodules		Plug connector	Door hinge (factory setting)	Order no./item
	Slot 1	Slot 2			
MGB2-L2 Open-circuit current principle					
	 126372	 126372	1 x MLI 157024 1 x blanking cover 156718	Right	156835 MGB2-L2-MLI-U-YA4A4-BA-R-156835
	 137610	 136687	1 x MLI 157024 1 x blanking cover 156718	Right	156379 MGB2-L2-MLI-U-YB1A1-DA-R-156379
	-	-	-	-	156392 MGB2-L2-MLI-U-Y0000-BJ-156392
	 137610	 136687	1 x MLI 157024 1 x blanking cover 156718	Left	156381 MGB2-L2-MLI-U-YB1A1-DA-L-156381

Dimension drawing



Handle modules MGB2-H...



- ▶ Intelligent bolt tongue with transponder
- ▶ Fold-out lockout mechanism
- ▶ Second automatically extending lockout mechanism (optional)
- ▶ Silver-colored door handle or door knob

Details

Bolt tongue

The bolt tongue is reliably detected by a transponder as soon as it is inserted into the evaluation module.

Lockout mechanism (automatically extending and fold-out)

For cleaning and service on the machine, the bolt tongue can be locked with max. three padlocks using the fold-out lockout mechanism. In this way the operation of the handle is prevented in the locked state.

Additionally, the optional lockout mechanism that extends automatically on the actuation of the handle can be used for three more padlocks.

Door handle

The MGB has a robust door handle that can be rotated in 90° steps to suit all installations. The actuating direction can be changed very easily for doors hinged on the left or right.

Door knob

As an alternative to the door handle, the handle module can also be equipped or retrofitted with a door knob.

Lockable from the inside

Handle modules with this function can be returned to the closed position from inside the installation using an escape release.

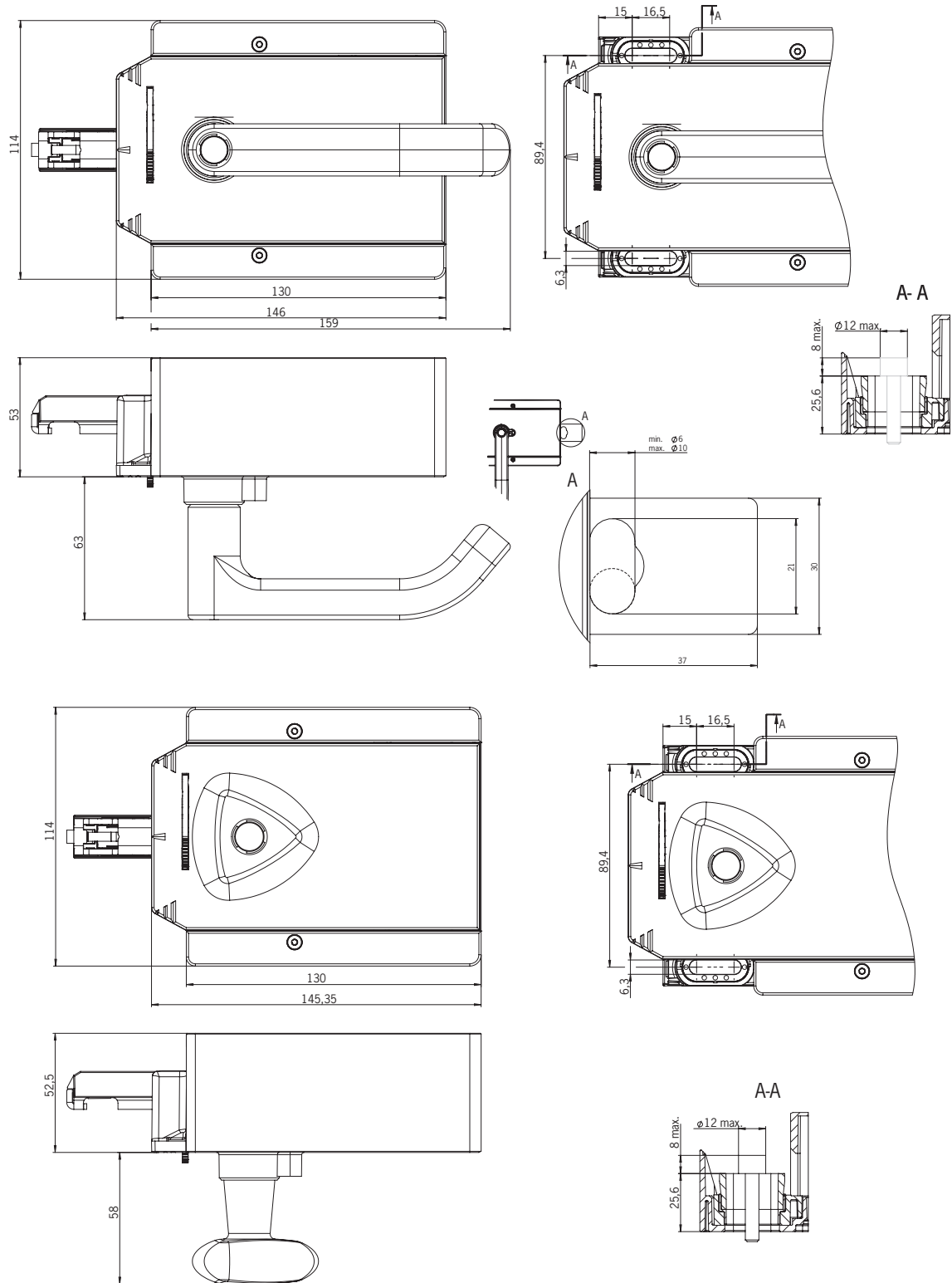
Further information

- ▶ Dimension drawings see p. 17
- ▶ Accessories and spare parts see p. 32
- ▶ For detailed information, enter the order number for the product in the search box at www.euchner.com.

Ordering table

Version	Door handle	Door knob	Lockable from the inside	Automatically extending lockout mechanism	Fold-out lockout mechanism	Door hinge (factory setting)	Order no./item
	●				●	Right	137617 MGB2-H-BA1A1-R-137617
	●				●	Left	156396 MGB2-H-BA1A1-L-156396
	●			●	●	Right	136691 MGB2-H-BA1A3-R-136691
	●			●	●	Left	156394 MGB2-H-BA1A3-L-156394
		●		●	●	Right	157019 MGB2-H-BA1A5-R-157019
		●		●	●	Left	157020 MGB2-H-BA1A5-L-157020
	●		●	●	●	Right	157021 MGB2-H-BA1A8-R-157021
	●		●	●	●	Left	157022 MGB2-H-BA1A8-L-157022

Dimension drawing



Escape releases MGB-E-...



- ▶ Red door handle or door knob
- ▶ Extended actuation axis for thicker doors (available optionally)

Details

Escape release

The safety system MGB2 can be equipped with an escape release module. The escape release enables people shut in to open the locked door from the danger zone. It is only necessary to actuate the door handle. The actuating direction adapts automatically to the actuating direction of the handle module and does not need to be changed. The actuation axis supplied is suitable for profiles up to 40 mm.

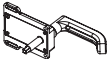

Extended actuation axis

Optionally, a 250 mm (instead of 110 mm) long actuation axis 106761 can be ordered for thicker doors or profiles > 40 mm. The axis can be shortened to the required dimension.

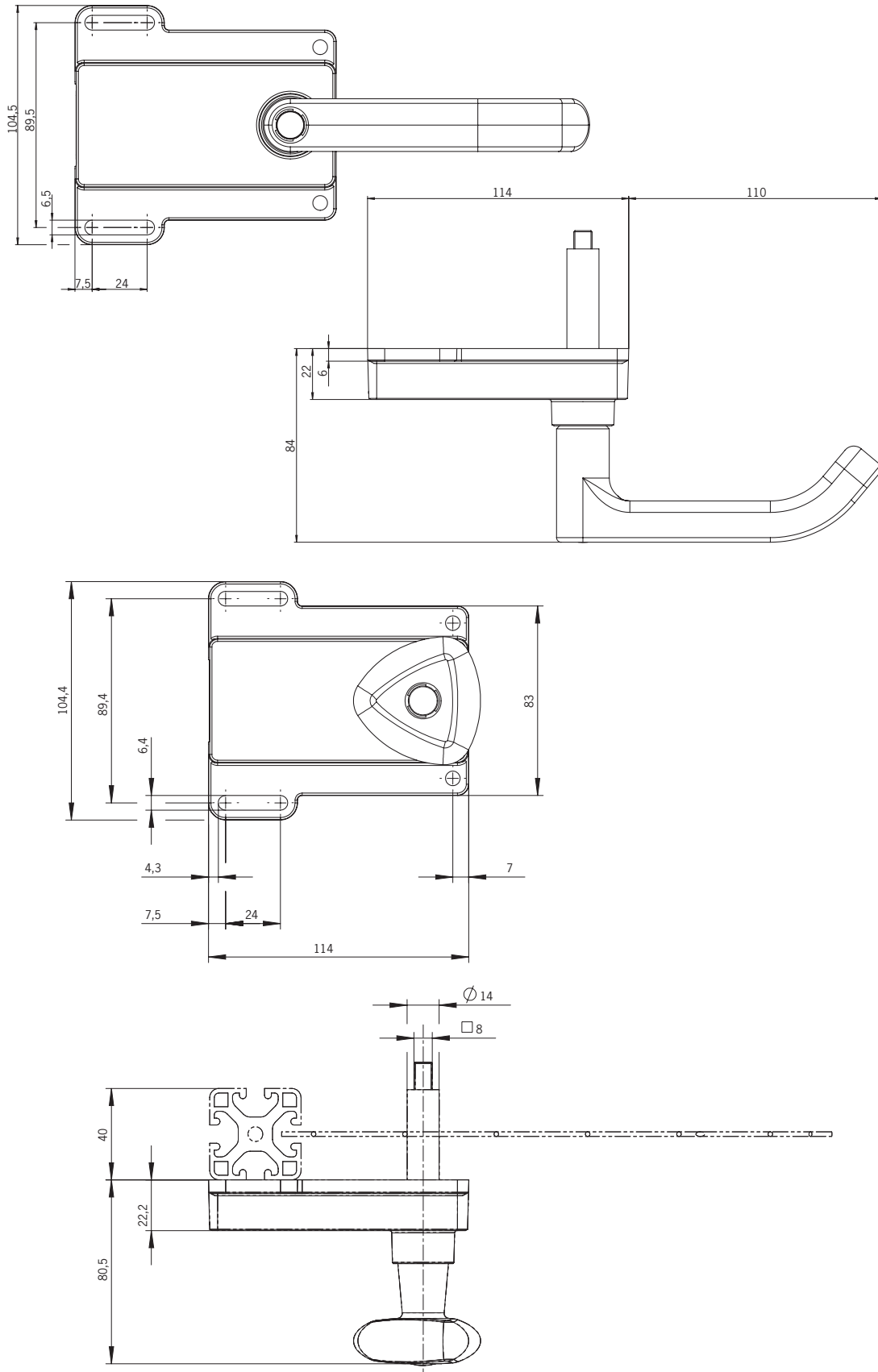
Further information

- ▶ Dimension drawings see p. 19
- ▶ Accessories and spare parts see p. 32
- ▶ For detailed information, enter the order number for the product in the search box at www.euchner.com.

Ordering table

Version	Door handle	Door knob	Order no./item
	●		100465 MGB-E-A-100465
		●	117126 MGB-E-A7-117126

Dimension drawing



Extension modules MCM



- ▶ Four slots for mounting submodules
- ▶ Category 4/PL e for the evaluation of all safety functions
- ▶ Compatible with all Modular devices

Details

Function

The MCM Modular can be connected directly or remotely to the bus module and in this way can be operated as a control terminal. It can also be used to extend the control features on a locking module. The MCM Modular offers four slots for mounting submodules.

Can be extended via connection on the top

Either a module plug connector or a plug for the direct connection of a signal light with up to four lamps can be used on the top of the MCM.

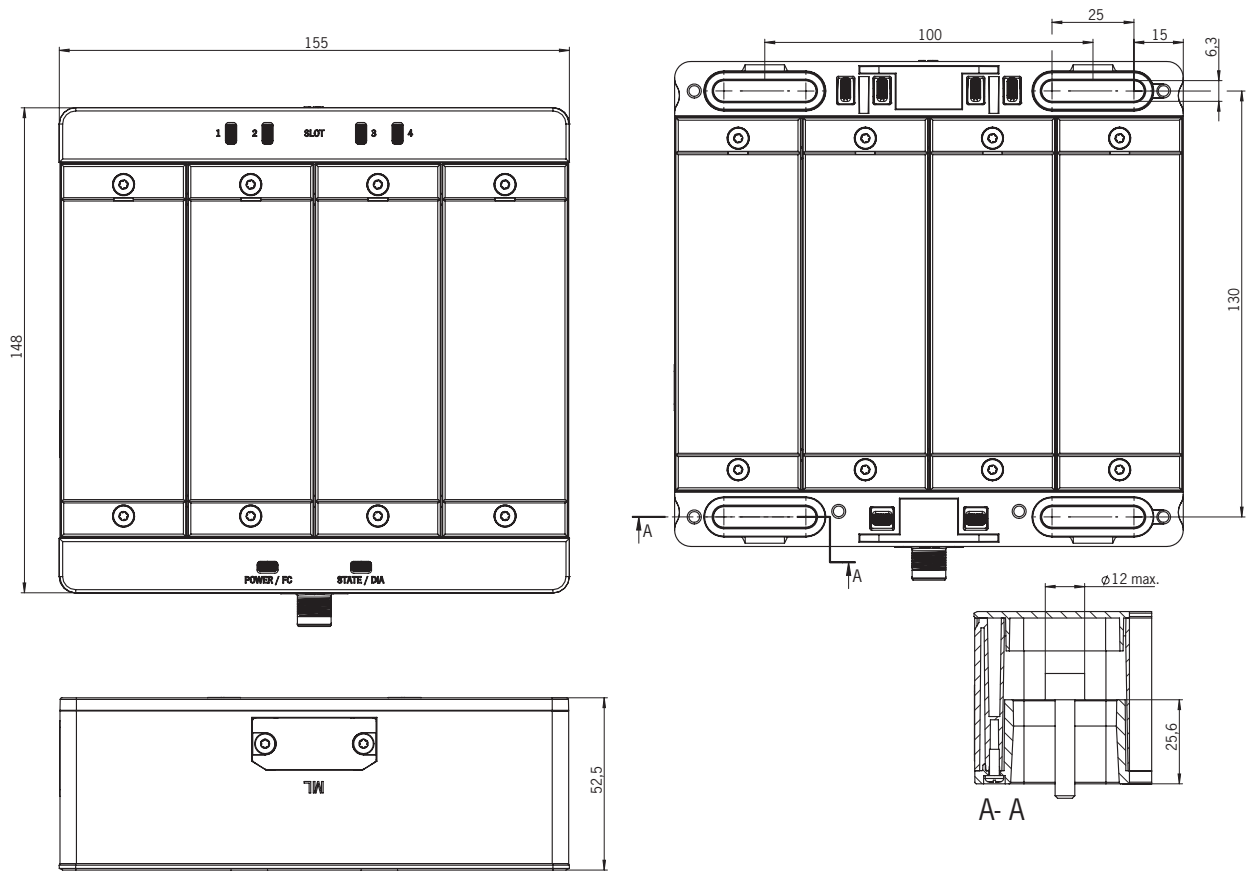
Further information

- ▶ Dimension drawings see p. 21
- ▶ Accessories and spare parts see p. 32
- ▶ For detailed information, enter the order number for the product in the search box at www.euchner.com.

Ordering table

Version	Submodules				Plug connector	Order no./item
	Slot 1	Slot 2	Slot 3	Slot 4		
	 126372	 126372	 126372	 126372	1 x MLI 157024 1 x blanking cover 156718	<p style="text-align: center;">157774</p> MCM-MLI-YA4A4A4A4-JA-157774
	-	-	-	-	-	<p style="text-align: center;">157854</p> MCM-MLI-Y00000000-JJ-157854

Dimension drawing



Submodules MSM-1-...



- ▶ Controls and indicators for installation in locking and extension modules
- ▶ Installation rotated by 180° possible
- ▶ Incl. lens set for pushbuttons

Details

Lens set

The color of the pushbuttons can be selected using the lens set 120344 included (five colors).

Illuminated emergency stop

Emergency stop with illumination that can be controlled as required.

Emergency stop with protective collar

A protective collar protects the emergency stop against unintentional operation.

Labeling fields

Submodules with labeling fields have pre-formed recesses. The adhesive labels enclosed (standard size 12.5 x 27 mm) can be affixed in these recesses.

Key-operated switch

▶ **Form L**, 90° angle of rotation with two positions. The key latches in both positions and can be removed in both positions. Devices with key-operated switch form L have degree of protection IP 54.

▶ **Form V**, 40° angle of rotation with two positions. The key latches in position 0 and can be removed in position 0.

Connection for enabling switch










































These submodules have an M12 plug connector for the direct connection of an enabling switch (e.g. ZSA, order no. 110560).

Further information

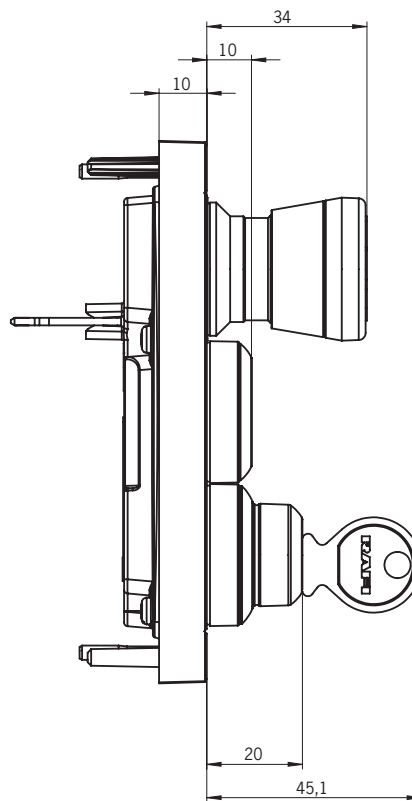
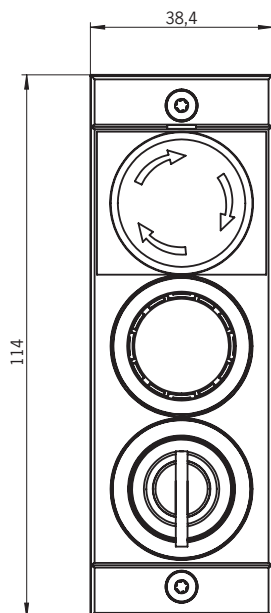
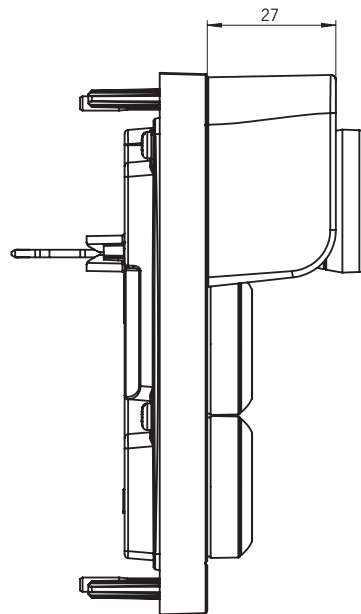
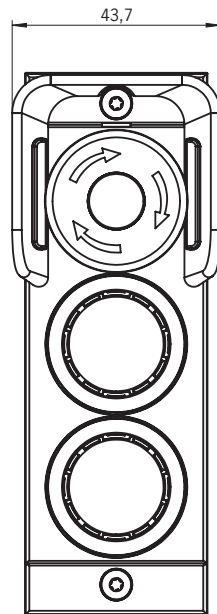
- ▶ Dimension drawings see p. 24
- ▶ Accessories and spare parts see p. 32
- ▶ For detailed information, enter the order number for the product in the search box at www.euchner.com.

Ordering table

	Version				Description	Order no./item
	Controls/indicators			Connec- tion type		
	Top	Middle	Bottom			
	-	-	-	N	Blanking cover for submodule slot	126372 MSM-1-N-AA-000-A4-126372
				N	Blanking cover for submodule slot with three labeling fields	137610 MSM-1-N-AA-QQQ-B1-137610
	-		-	P	One cover for indicators, white, middle	126062 MSM-1-P-CA-0L0-A3-126062
		-	-	P	One cover for indicators, white, top (or bottom)	137748 MSM-1-P-CA-L00-C1-137748
		-	-	P	One illuminated pushbutton top (or bottom), incl. lens set	137746 MSM-1-P-CA-P00-B9-137746
	-		-	P	Illuminated pushbutton middle, incl. lens set	137744 MSM-1-P-CA-0P0-B8-137744
	-	-	M12	P	M12 plug bottom (or top) for the connection of an enabling switch	137596 MSM-1-P-DA-M00-A6-137596

	Version			Conne- ction type	Description	Order no./item
	Controls/indicators					
	Top	Middle	Bottom			
		-			Illuminated emergency stop with protective collar, one illuminated pushbutton, incl. lens set	137020 MSM-1-P-CS-B0P-A2-137020
		-			Illuminated emergency stop, one illuminated pushbutton, incl. lens set	137738 MSM-1-P-CA-B0P-B5-137738
		-			Two illuminated pushbuttons top and bottom, incl. lens set	137740 MSM-1-P-CA-POP-B6-137740
			-		Two illuminated pushbuttons middle and top (or bottom), incl. lens set	137742 MSM-1-P-CA-POP-B7-137742
					Three illuminated pushbuttons, incl. lens set	127040 MSM-1-P-CA-PPP-A9-127040
					Illuminated emergency stop with protective collar, two illuminated pushbuttons, incl. lens set	126381 MSM-1-P-CS-BPP-A5-126381
					Illuminated emergency stop, two illuminated pushbuttons, incl. lens set	136687 MSM-1-P-CA-BPP-A1-136687
					One key-operated switch 1x90° form L, two illuminated pushbuttons, incl. lens set	137750 MSM-1-P-CA-JPP-C2-137750
					One selector switch 1x90° form V, two illuminated pushbuttons, incl. lens set	137752 MSM-1-P-CA-KPP-C3-137752

Dimension drawings



»The complete sets - ready-made solutions with exactly the functions you need.«

- ▶ Modular design with submodules
- ▶ Up to six MGB2 *Modular* on one bus module
- ▶ Easy to extend
- ▶ Submodule replacement in operation
- ▶ For doors hinged on the right as well as on the left
- ▶ Integrated alignment aid
- ▶ Can be extended with all *Modular* devices

MGB2

Sets
Modular

Sets
Modular

Complete sets



MGB2

Locking sets MGB2-L-...



- ▶ Interface to PROFINET/PROFIsafe
- ▶ Bus module with integrated switch
- ▶ Submodule with two pushbuttons and emergency stop
- ▶ Submodule with labeling
- ▶ Compatible with all Modular devices

Details

Guard locking types

L1 Closed-circuit current principle

Guard locking by spring force. Release by applying voltage to the guard locking solenoid.

L2 Open-circuit current principle

Guard locking by solenoid force. Activation of the guard locking by applying voltage to the guard locking solenoid.

PROFINET interface

The bus module MBM is available with one of the following PROFINET connections:

- ▶ Plug connector M12 D-coded (7/8" plug and M12 plug, D-coded) according to IEC 61076-2-101
- ▶ Plug connector RJ45 AIDA-compliant (push-pull plug according to IEC 61076-3-117, variant 14)

PROFINET switch

Linear topology network structure due to integrated switch (supports MRP).

Flexible use as interlocking or guard locking

By means of the corresponding evaluation of the safe device data by the control system, use can be as either interlocking or guard locking (with or without monitoring).

Lens set


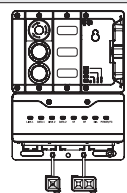


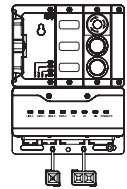


The color of the pushbuttons can be selected using the lens set 120344 included (five colors).

Further information

- ▶ Dimension drawings see p. 30
- ▶ Accessories and spare parts see p. 32
- ▶ For detailed information, enter the order number for the product in the search box at www.euchner.com.

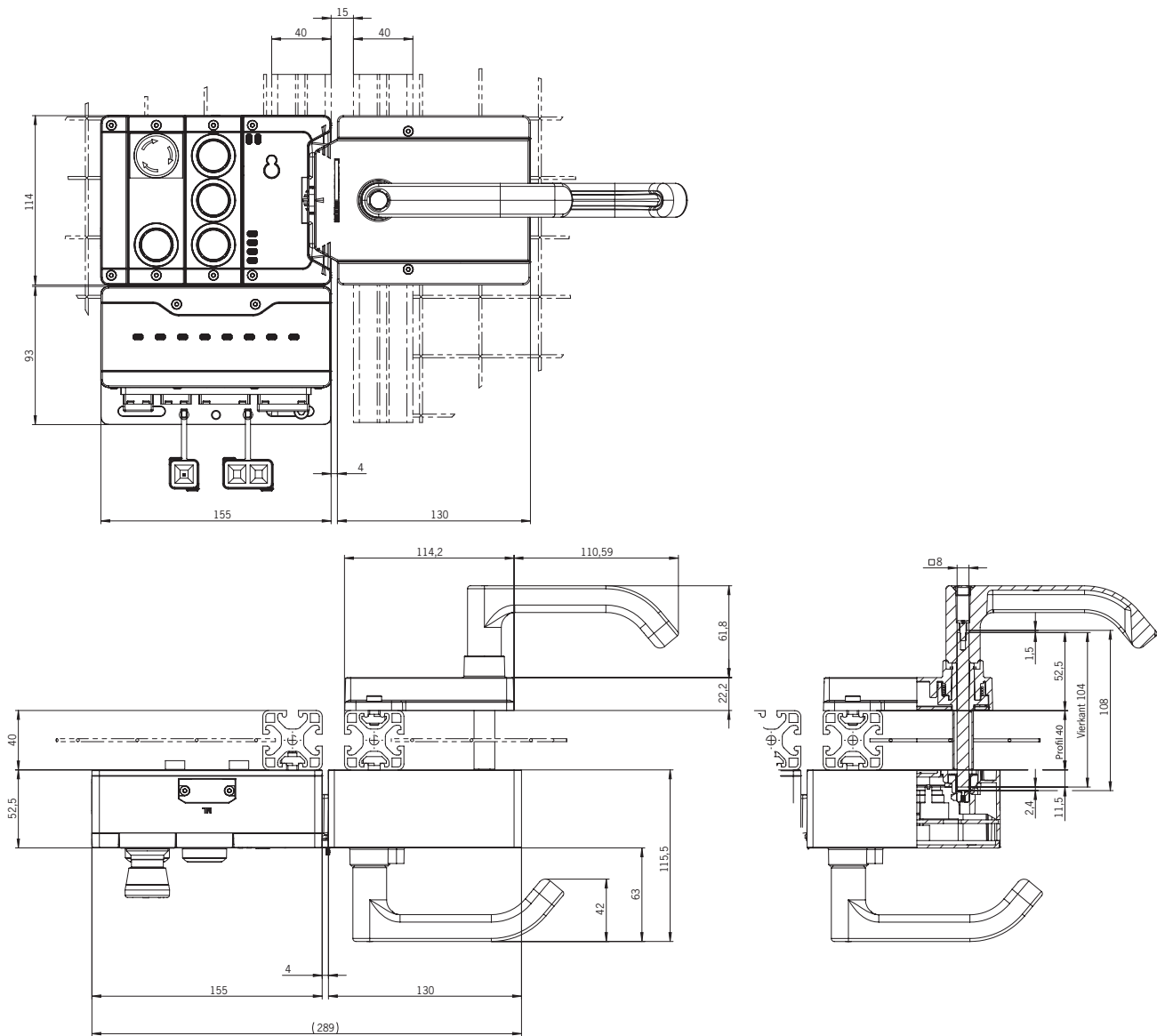
Ordering table

		Modules in the set			Ordering data, set		
		Locking module and bus module		Handle module Order no. separate module	Escape release Order no. separate module	Door hinge (factory setting)	Order no./item
Version/configuration scheme Order no. module combination		Submodules					
		Slot 1	Slot 2				
MGB2-L1 Closed-circuit current principle							
PN M12				136691		Right	156386 MGB2-L1HB-PN-U-S4-D-R-156386
				156394		Left	156387 MGB2-L1HB-PN-U-S4-D-L-156387
PN RJ45		136687*)	137610	136691		Right	156388 MGB2-L1HB-PN-U-S3-D-R-156388
				156394		Left	156389 MGB2-L1HB-PN-U-S3-D-L-156389

Version/configuration scheme Order no. module combination		Modules in the set				Ordering data, set	
		Slot 1	Slot 2	Handle module Order no. separate module	Escape release Order no. separate module	Door hinge (factory setting)	Order no./item
MGB2-L2 Open-circuit current principle							
 PN		 STOP		136691	-	Right	156390 MGB2-L2HB-PN-U-S3-D-R-156390
		 136687*)		156394		Left	156391 MGB2-L2HB-PN-U-S3-D-L-156391

* The color of the pushbuttons can be selected using the lens set included.

Dimension drawing

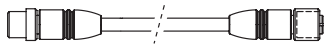


“Exploit all the advantages
– with well thought-out
original accessories from
EUCHNER.”

- ▶ Connection material – connect safely and easily; no long search for cables and plug connectors.
- ▶ Fixing material – secure and easy mounting for many installation situations.

Plug connector

Connecting cables with plug connector

Version		Order no./item
M12 5 pin PUR	Extension, female connector to plug connector 	5m 119932 C-M12F05-05X034PU05,0-M12M05-119932
		10m 119947 C-M12F05-05X034PU10,0-M12M05-119947
		20m 119971 C-M12F05-05X034PU20,0-M12M05-119971












MLI module plug connectors for Modular devices




















Version		Order no./item
M12 5 pin	MLI module plug connector, 5-pin male, A-coded for the connection of modules using a cable	157024 AC-MC-SB-M-A-157024
	MLI module plug connector, 5-pin female, without thread, for the direct connection of modules	157025 AC-MC-SB-F-B-157025
	MLI module plug connector 5-pin female, with thread, A-coded for the connection of modules using a cable	157028 AC-MC-SB-F-A-157028
	Blanking cover for unused connections	156718 AC-MC-00-0-B-156718

Plug connector

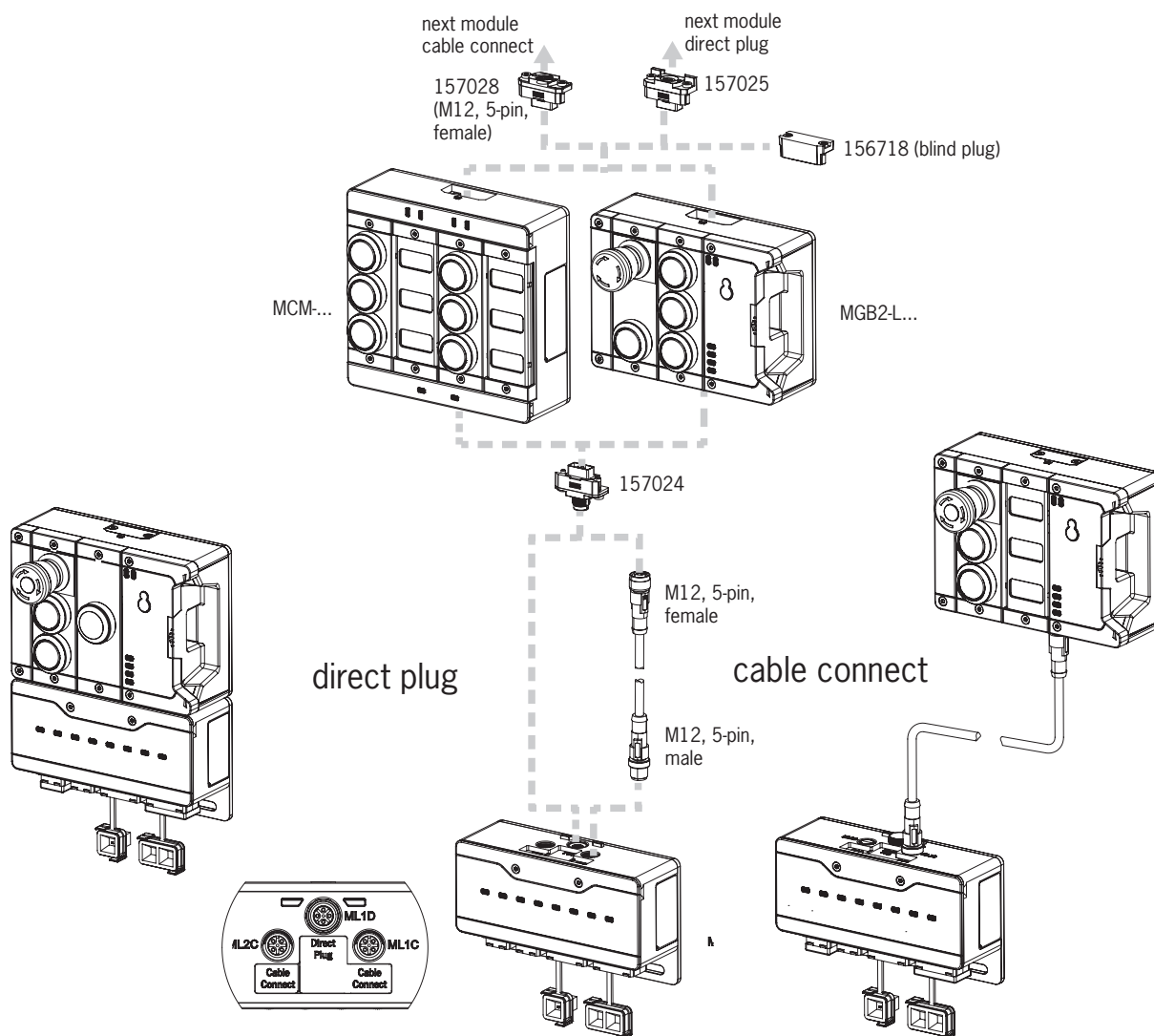
Version		Order no./item
M12 8 pin	M12 plug connector, 8-pin, female for the connection of a signal light to the MCM	157029 AC-MC-SAF-A-157029

Miscellaneous accessories

Version		Order no./item
Extended actuation axis for MGB-E...		106761 MGB-A-ESCAPERELEASESHAFT-250-106761
Lock for auxiliary release for safety switches CTP/TP/STP/MGB2		084177 LOCK TP UNIQUE LOCKING
Lock for auxiliary release for safety switches CTP/TP/STP/MGB2		086236 LOCK TP IDENTICAL LOCKING
Lock for auxiliary release for safety switches CTP/TP/STP/MGB2 (Notice: Key can be removed only in <i>locked</i> position)		109212 LOCK TP IDENTICAL LOCKING C2293
Release with automatic reset for safety switches CTP/TP/STP/MGB2		103110 RELEASE WITH AUTOMATIC RESET TP/STP
Emergency unlocking for safety switches CTP/TP/STP/MGB2		099877 EMERGENCY UNLOCKING TP/STP
Adhesive labels		114529 MGB-A-PLATESET-NN01-114529
Lens set, 6-piece, 5 colors	2 x WH  1 x BU  1 x YE  1 x GN  1 x RD 	120344 AY-SET-LNS-0001-120344
Lens set, 6-piece, 6 colors	1 x WH  1 x BU  1 x YE  1 x GN  1 x RD  1 x BK 	120378 AY-SET-LNS-0002-120378

	Version	Order no./item
Lens set labeled, 6-piece	1 x WH  1 x WH  1 x WH 	120377 AY-SET-LNS-SY01-120377
	1 x WH  1 x WH  1 x GN 	
Lens set labeled, 15-piece	1 x WH  4 x BK 	125359 AY-SET-LNS-SY02-125359
	1 x WH  1 x WH  1 x WH 	
	1 x WH  1 x WH  1 x WH 	
	2 x WH  2 x WH 	
Lens set labeled, 3-piece	1 x WH  1 x YE  1 x GN 	126158 AY-SET-LNS-SY03-126158

Example for the combination of MGB2 Modular and MBM



Index by order number

Order no.	Item	Page	Order no.	Item	Page
084177	LOCK TP UNIQUE LOCKING	34	157854	MCM-MLI-Y00000000-JJ-157854	20
086236	LOCK TP IDENTICAL LOCKING	34			
099877	EMERGENCY UNLOCKING TP/STP	34			
100465	MGB-E-A-100465	18			
103110	RELEASE WITH AUTOMATIC RESET TP/STP	34			
106761	MGB-A-ESCAPERELEASESHAFT-250-106761	34			
109212	LOCK TP IDENTICAL LOCKING C2293	34			
114529	MGB-A-PLATESET-NN01-114529	34			
117126	MGB-E-A7-117126	18			
119932	C-M12F05-05X034PU05,0-M12M05-119932	34			
119947	C-M12F05-05X034PU10,0-M12M05-119947	34			
119971	C-M12F05-05X034PU20,0-M12M05-119971	34			
120344	AY-SET-LNS-0001-120344	34			
120377	AY-SET-LNS-SY01-120377	35			
120378	AY-SET-LNS-0002-120378	34			
125359	AY-SET-LNS-SY02-125359	35			
126062	MSM-1-P-CA-0L0-A3-126062	22			
126158	AY-SET-LNS-SY03-126158	35			
126372	MSM-1-N-AA-000-A4-126372	22			
126381	MSM-1-P-CS-BPP-A5-126381	23			
127040	MSM-1-P-CA-PPP-A9-127040	23			
136687	MSM-1-P-CA-BPP-A1-136687	23			
136691	MGB2-H-BA1A3-R-136691	16			
136776	MGB2-L1-MLI-U-Y0000-BJ-136776	14			
136797	MGB2-L1-MLI-U-YA4A4-BAR-136797	14			
137020	MSM-1-P-CS-BOP-A2-137020	23			
137596	MSM-1-P-DA-M00-A6-137596	22			
137610	MSM-1-N-AA-QQQ-B1-137610	22			
137617	MGB2-H-BA1A1-R-137617	16			
137738	MSM-1-P-CA-BOP-B5-137738	23			
137740	MSM-1-P-CA-POP-B6-137740	23			
137742	MSM-1-P-CA-PP0-B7-137742	23			
137744	MSM-1-P-CA-OP0-B8-137744	22			
137746	MSM-1-P-CA-P00-B9-137746	22			
137748	MSM-1-P-CA-L00-C1-137748	22			
137750	MSM-1-P-CA-JPP-C2-137750	23			
137752	MSM-1-P-CA-KPP-C3-137752	23			
156310	MBM-PN-S3-MLI-3B-156310	10			
156312	MBM-PN-S4-MLI-3B-156312	10			
156374	MGB2-L1-MLI-U-YB1A1-DAR-156374	14			
156377	MGB2-L1-MLI-U-YB1A1-DA-L-156377	14			
156379	MGB2-L2-MLI-U-YB1A1-DAR-156379	15			
156381	MGB2-L2-MLI-U-YB1A1-DA-L-156381	15			
156386	MGB2-L1HB-PN-U-S4-D-R-156386	28			
156387	MGB2-L1HB-PN-U-S4-D-L-156387	28			
156388	MGB2-L1HB-PN-U-S3-D-R-156388	28			
156389	MGB2-L1HB-PN-U-S3-D-L-156389	28			
156390	MGB2-L2HB-PN-U-S3-D-R-156390	29			
156391	MGB2-L2HB-PN-U-S3-D-L-156391	29			
156392	MGB2-L2-MLI-U-Y0000-BJ-156392	15			
156394	MGB2-H-BA1A3-L-156394	16			
156396	MGB2-H-BA1A1-L-156396	16			
156718	AC-MC-00-0-B-156718	34			
156835	MGB2-L2-MLI-U-YA4A4-BAR-156835	15			
157019	MGB2-H-BA1A5-R-157019	16			
157020	MGB2-H-BA1A5-L-157020	16			
157021	MGB2-H-BA1A8-R-157021	16			
157022	MGB2-H-BA1A8-L-157022	16			
157024	AC-MC-SB-M-A-157024	34			
157025	AC-MC-SB-F-B-157025	34			
157028	AC-MC-SB-F-A-157028	34			
157029	AC-MC-SA-F-A-157029	34			
157774	MCM-MLI-YA4A4A4A4-JA-157774	20			

Representatives

International

Austria

EUCHNER GmbH
Aumühlweg 17-19/Halle 1C
2544 Leobersdorf
Tel. +43 720 010 200
Fax +43 720 010 200-20
info@euchner.at

Benelux

EUCHNER (BENELUX) BV
Visschersbuurt 23
3356 AE Papendrecht
Tel. +31 78 615-4766
Fax +31 78 615-4311
info@euchner.nl

Brazil

EUCHNER Com.Comp.
Eletronicos Ltda.
Av. Prof. Luiz Ignácio Anhaia Mello,
no. 4387
Vila Graciosa
São Paulo - SP - Brasil
CEP 03295-000
Tel. +55 11 29182200
Fax +55 11 23010613
euchner@euchner.com.br

Canada

EUCHNER Canada Inc.
2105 Fasan Drive
Oldcastle, ON NOR 1L0
Tel. +1 519 800-8397
Fax +1 519 737-0314
sales@euchner.ca

China

EUCHNER (Shanghai)
Trading Co., Ltd.
No. 15 building,
No. 68 Zhongchuang Road,
Songjiang
Shanghai, 201613, P.R.C
Tel. +86 21 5774-7090
Fax +86 21 5774-7599
info@euchner.com.cn

Czech Republic

EUCHNER electric s.r.o.
Trnkova 3069/117h
628 00 Brno
Tel. +420 533 443-150
Fax +420 533 443-153
info@euchner.cz

Denmark

Duelco A/S
Systemvej 8 - 10
9200 Aalborg SV
Tel. +45 7010 1007
Fax +45 7010 1008
info@duelco.dk

Estonia

Sähkölehto OÜ
Hobujaama 4
Tallinn 10151
Tel. +372 56 645 400
office@sahkolehto.fi

Finland

Sähkölehto Oy
Holkkitie 14
00880 Helsinki
Tel. +358 9 7746420
office@sahkolehto.fi

France

EUCHNER France S.A.R.L.
Parc d'Affaires des Bellevues
Allée Rosa Luxembourg
Bâtiment le Colorado
95610 ERAGNY sur OISE
Tel. +33 1 3909-9090
Fax +33 1 3909-9099
info@euchner.fr

Hungary

EUCHNER Magyarország Kft.
FSD Park 2,
2045 Törökbálint
Tel. +36 1 919 0855
Fax +36 1 919 0857
info@euchner.hu

India

EUCHNER (India) Pvt. Ltd.
401, Bremen Business Center,
City Survey No. 2562,
University Road
Aundh, Pune - 411007
Tel. +91 20 64016384
Fax +91 20 25885148
info@euchner.in

Israel

Ilan & Gavish Automation Service Ltd.
26 Shenkar St. Qiryat Arie 49513
P.O. Box 10118
Petach Tikva 49001
Tel. +972 3 9221824
Fax +972 3 9240761
mail@ilan-gavish.com

Italy

TRITECNICA SpA
Viale Lazio 26
20135 Milano
Tel. +39 02 541941
Fax +39 02 55010474
info@tritecnica.it

Japan

EUCHNER Co., Ltd.
1269-1 Komakiharashinden,
Komaki-shi, Aichi-ken
485-0012, Japan
Tel. +81 568 74 5237
Fax +81 568 74 5238
info@euchner.jp

Korea

EUCHNER Korea Co., Ltd.
115 Gasan Digital 2 - Ro
(Gasan-dong, Daeryung
Technotown 3rd Rm 810)
153 - 803 Kumchon-Gu, Seoul
Tel. +82 2 2107-3500
Fax +82 2 2107-3999
info@euchner.co.kr

Mexico

EUCHNER México S de RL de CV
Conjunto Industrial PK Co.
Carretera Estatal 431 km. 1+300
Ejido El Colorado, El Marqués
76246 Querétaro, México
Tel. +52 442 402 1485
Fax +52 442 402 1486
info@euchner.mx

Poland

EUCHNER Sp. z o.o.
Krańskięskiego 29
40-019 Katowice
Tel. +48 32 252 20 09
Fax +48 32 252 20 13
info@euchner.pl

Portugal

PAM Servicos Tecnicos Industriais Lda.
Rua de Timor - Pavilhao 2A
Zona Industrial da Abelheira
4785-123 Trofa
Tel. +351 252 418431
Fax +351 252 494739
pam@mail.telepac.pt

Republic of South Africa

RUBICON
ELECTRICAL DISTRIBUTORS
4 Reith Street, Sidwell
6061 Port Elizabeth
Tel. +27 41 451-4359
Fax +27 41 451-1296
sales@rubiconelectrical.com

Romania

First Electric SRL
Str. Ritmului Nr. 1 Bis
Ap. 2, Sector 2
021675 Bucuresti
Tel. +40 21 2526218
Fax +40 21 3113193
office@firstelectric.ro

Singapore

BM Safety Singapore Pte Ltd.
3 Ang Mo Kio Industrial Park 2A
#07-04 Ang Mo Kio Tech 1
Singapore 568050
Tel. +65 6744 8018
Fax +65 6744 1929
sales@bmsafety.com.sg

Slovakia

EUCHNER electric s.r.o.
Trnkova 3069/117h
628 00 Brno
Tel. +420 533 443-150
Fax +420 533 443-153
info@euchner.cz

Slovenia

SMM proizvodni sistemi d.o.o.
Jaskova 18
2000 Maribor
Tel. +386 2 4502326
Fax +386 2 4625160
franc.kit@smm.si

Spain

EUCHNER, S.L.
Gurutzegi 12 - Local 1
Poligono Belartza
20018 San Sebastian
Tel. +34 943 316-760
Fax +34 943 316-405
info@euchner.es

Sweden

Censit AB
Box 331
33123 Värnamo
Tel. +46 370 691010
Fax +46 370 18888
info@censit.se

Switzerland

EUCHNER AG
Falknisstrasse 9a
7320 Sargans
Tel. +41 81 720-4590
Fax +41 81 720-4599
info@euchner.ch

Taiwan

Daybreak Int'l (Taiwan) Corp.
3F, No. 124, Chung-Cheng Road
Shihlin 11145, Taipei
Tel. +886 2 8866-1234
Fax +886 2 8866-1239
day111@ms23.hinet.net

Turkey

EUCHNER Endüstriyel Emniyet
Teknolojileri Ltd. Şti.
Hattat Bahattin Sok.
Ceylan Apt. No. 13/A
Göztepe Mah.
34730 Kadıköy / Istanbul
Tel. +90 216 359-5656
Fax +90 216 359-5660
info@euchner.com.tr

United Kingdom

EUCHNER (UK) Ltd.
Unit 2 Petre Drive,
Sheffield
South Yorkshire
S4 7PZ
Tel. +44 114 2560123
Fax +44 114 2425333
sales@euchner.co.uk

USA

EUCHNER USA Inc.
6723 Lyons Street
East Syracuse, NY 13057
Tel. +1 315 701-0315
Fax +1 315 701-0319
info@euchner-usa.com

EUCHNER USA Inc.
Detroit Office
130 Hampton Circle
Rochester Hills, MI 48307
Tel. +1 248 537-1092
Fax +1 248 537-1095
info@euchner-usa.com

Germany

Augsburg

EUCHNER GmbH + Co. KG
Ingenieur- und Vertriebsbüro
Julius-Spokojny-Weg 8
86153 Augsburg
Tel. +49 821 56786540
Fax +49 821 56786541
peter.klopfer@euchner.de

Berlin

EUCHNER GmbH + Co. KG
Ingenieur- und Vertriebsbüro
Ulmenstraße 115a
12621 Berlin
Tel. +49 30 50508214
Fax +49 30 56582139
alexander.walz@euchner.de

Chemnitz

EUCHNER GmbH + Co. KG
Ingenieur- und Vertriebsbüro
Am Vogelherd 2
09627 Bobritzsch-Hilbersdorf
Tel. +49 37325 906000
Fax +49 37325 906004
jens.zehrtner@euchner.de

Düsseldorf

EUCHNER GmbH + Co. KG
Ingenieur- und Vertriebsbüro
Tippgarten 3
59427 Unna
Tel. +49 2308 9337284
Fax +49 2308 9337285
christian.schinke@euchner.de

Essen

Thomas Kreißl
fördern - steuern - regeln
Hackenbergweg 8a
45133 Essen
Tel. +49 201 84266-0
Fax +49 201 84266-66
info@kreisslessen.de

Freiburg

EUCHNER GmbH + Co. KG
Ingenieur- und Vertriebsbüro
Steige 5
79206 Breisach
Tel. +49 7664 403833
Fax +49 7664 403834
peter.seifert@euchner.de

Lübeck

EUCHNER GmbH + Co. KG
Ingenieur- und Vertriebsbüro
Am Stadtrand 13
23556 Lübeck
Tel. +49 451 88048371
Fax +49 451 88184364
martin.pape@euchner.de

Nürnberg

EUCHNER GmbH + Co. KG
Ingenieur- und Vertriebsbüro
Steiner Straße 22a
90522 Oberasbach
Tel. +49 911 6693829
Fax +49 911 6696722
ralf.paulus@euchner.de

Stuttgart

EUCHNER GmbH + Co. KG
Ingenieur- und Vertriebsbüro
Kohlhammerstraße 16
70771 Leinfelden-Echterdingen
Tel. +49 711 7597-0
Fax +49 711 7597-303
oliver.laier@euchner.de
uwe.kupka@euchner.de

Wiesbaden

EUCHNER GmbH + Co. KG
Ingenieur- und Vertriebsbüro
Adolfsallee 3
65185 Wiesbaden
Tel. +49 611 98817644
Fax +49 611 98895071
giancarlo.pasquesi@euchner.de



EUCHNER

More than safety.



Support hotline

You have technical questions about our products or how they can be used?
For further questions please contact your local sales representative.



Comprehensive download area

You are looking for more information about our products?
You can simply and quickly download operating instructions, CAD or ePLAN data and accompanying software for our products at www.euchner.com.



Customer-specific solutions

You need a specific solution or have a special requirement?
Please contact us. We can manufacture your custom product even in small quantities.



EUCHNER near you

You are looking for a contact at your location? Along with the headquarters in Leinfelden-Echterdingen, the worldwide sales network includes 18 subsidiaries and numerous representatives in Germany and abroad – you will definitely also find us near you.

www.euchner.com

EUCHNER GmbH + Co. KG

Kohlhammerstraße 16
70771 Leinfelden-Echterdingen
Germany
Tel. +49 711 7597-0
Fax +49 711 753316
info@euchner.de
www.euchner.com

EUCHNER

More than safety.