

# Central Lubrication Systems for Farm Machinery

1-8055-US

Grease up to NLGI grade 2



- Reduce downtimes
- Reduce wear  
with automatic lubrication



[www.vogelag.com](http://www.vogelag.com)

**VOGEL®**  
Central  
Lubrication

## Why use central lubrication on your farm machinery?

Because you can save yourself a lot of trouble and costs!

A central lubrication system provides bearings with a continuous supply of lubricant at certain intervals, and it does so when the machinery is in operation and all the bearings are moving.

### Automatic central lubrication

- improves the machinery's availability!
- increases bearing life at least fourfold!
- makes drastic cuts in maintenance and repair costs!
- cuts expensive idle time of both machinery and personnel!
- saves as much as 40 % on lubricant!
- protects the environment!

## Why VOGEL central lubrication?

Because it's simply not central lubrication like all the others!

- VOGEL uses proven, rugged components.
- Universal yet simple control concept
  - set by pushbuttons
  - data shown on display
  - elapsed-hours counter
  - fault-hours memory
  - filling level monitor (optional)
  - PIN code protection
  - no laptop needed for programming
- VOGEL has decades of know-how and experience.
- First-class installation quality – with attention paid to the machine manufacturer's technical specifications – ensures high dependability.
- Our service, the way we understand it, means optimum customer support – before and after the purchase!



Combine harvester with progressive central lubrication.



KFGS3-5 installed on a self-propelled mowing machine.

## And this is how it works

- The integrated control electronics switch the lubricant pump on at the end of the preset interval time.
- The pump delivers lubricant through the main lines to the feeders for the duration of the preset contact time.
- The progressive feeders divide up the lubricant delivered by the piston pump in exactly the ratio called for. So every connected bearing receives exactly the amount of lubricant it needs.
- Sustained forcing of the feeder ensures the greatest possible dependability.

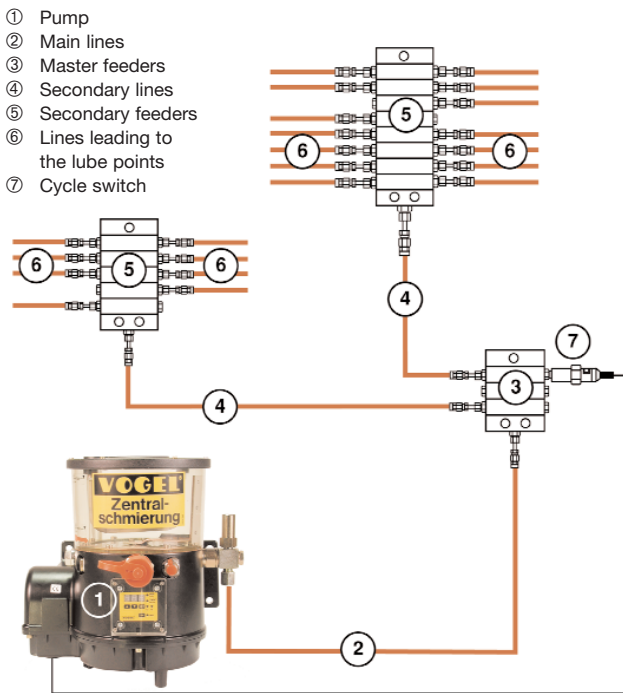


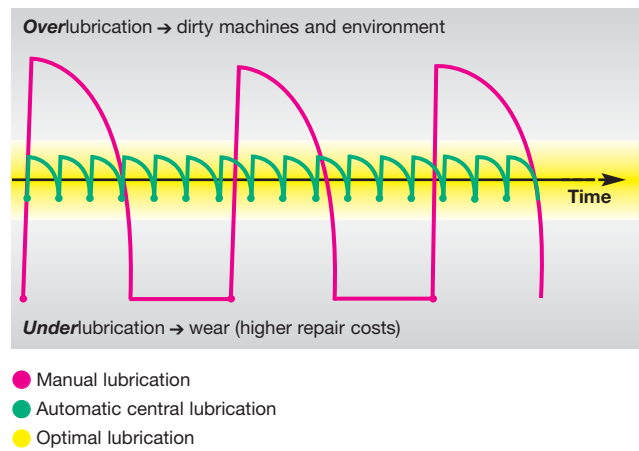
Diagram of a progressive central lubrication system

## Dynamic lubrication with VOGEL

- means that small, exactly metered amounts of lubricant are supplied at short intervals while the machine is running.
- friction points are in motion – meaning optimum distribution of the grease throughout the bearing assembly.


### Advantage:

- perfect lubrication with low lubricant consumption
- bearings last at least 4 times longer than with manual lubrication.




## Drastic reduction of wear and maintenance costs.

**VOGEL central lubrication – an investment that pays off!**



Partial view of a combine harvester with master feeder and lube point feeders.




Progressive feeders on the front axle for supply of lube points on leveler (balance).



Universal spreader with lubrication of the spreading mechanism's drive chain.



Berlin plant



**Willy Vogel AG**  
Motzener Strasse 35/37  
12277 Berlin, Germany  
P.O. Box 970444 · 12704 Berlin  
Tel. +49 (0) 30 - 720 02-0  
Fax +49 (0) 30 - 720 02-111  
info@vogel-berlin.de  
www.vogelag.com

**Willy Vogel AG**  
2. Industriestrasse 4  
68766 Hockenheim  
Germany  
Tel. +49 (0) 62 05 - 27-0  
Fax +49 (0) 62 05 - 27-132  
info@vogel-berlin.de  
www.vogelag.com

**Vogel France SAS**  
Rue Robert Amy, B.P. 130  
49404 Saumur cedex  
France  
Tel. +33 (0) 241 404 200  
Fax +33 (0) 241 404 242  
info@vogelfrance.com  
www.vogelfrance.com

## Piston pumps with integrated control unit, groups KFGS and KFAS

Electrically operated KFGS piston pump with integrated IG502-I control unit and plastic reservoir for a capacity of 2, 6 or 10 liters. The pump can supply a maximum of some 100 lube points and comes with up to 3 lubricant outlet ports. Four pump elements for different delivery rates are available for each outlet.

Group KFAS pumps with an integrated IG502-I control unit come with a 1-liter plastic reservoir. 3 pump elements are available for the 2 lubricant outlet ports connected to 2 mutually independent lube circuits.

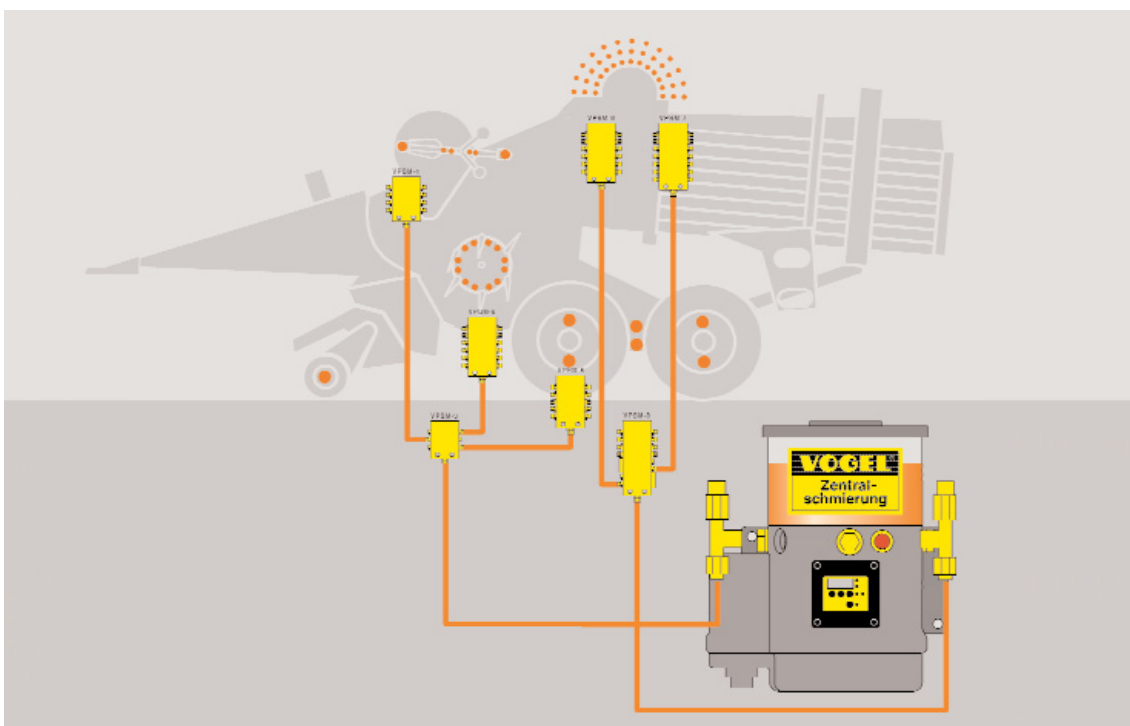


KFAS/KFGS with integrated control system. Rugged design together with the latest technology.



Self-propelled turnip harvester outfitted with progressive central lubrication.

## Lubrication diagram for a baler with KFGS1-5 piston pump



## Progressive system with electrically operated KFG1-5 piston pump

The pump's lubricant reservoir holds 2 liters of grease, enough for several months.

Depending on the system's size, the electrically driven piston pump comes with one to three outlet ports. Pump elements with four different metering rates are available for each outlet.


Each pump element is connected to a progressive feeder that divides the delivered quantity of lubricant up into a specified ratio before delivering it to the individual lube points.

The IG502-E electronic control unit trips the pump at regular intervals to supply lubricant to the connected lube points



KFG1-5

## Universal quick connectors for lube lines



Progressive feeders, quick connectors

### The advantages of quick connections are obvious:

- Greatly simplified installation – high cost-cutting potential
- Just one connection system for steel and plastic tubing – lower warehousing costs, simplified logistics, no danger of mix-ups during installation
- Triple seal – no leakage, no ingress of dirt
- Easy to disconnect – saves time with modifications and repairs



### Central lubrication for construction machinery

Central lubrication is naturally available not only for farm machinery. Progressive systems for grease up to NLGI grade 2 have stood the toughest tests for the central lubrication of stackers and construction machinery. See leaflet 1-8029-US: "Central Lubrication Systems for Commercial Vehicles".

"Central Lubrication Systems for Stackers of All Kinds": see leaflet 1-8059-US  
 "Central Lubrication Systems for Construction Machinery": see leaflet 1-8057-US